LG Electronics Australia Pty Ltd.

New South Wales / Head Office
2 Wonderland Drive EASTERN CREEK NSW 2766
PH : 02-8805-4000 FAX : 02-8805-4248

Queensland
23 Terrace Place MURARRIE QLD 4172
PH : 07-3908-9000 FAX : 07-3399-4179

Victoria
3 John Deere Court, Parkwest Estate DERRIMUT VIC 3030
PH : 03-8369-0900 FAX : 03-9931-0677

South Australia
91 Transport Avenue NETLEY SA 5037
PH : 08-8238-0200 FAX : 08-8238-0299

Western Australia
Unit 1/1A 2 Business Way Malaga 6090
PO Box 1724 Malaga WA 6944
PH : 08-9249-3721 FAX : 08-9249-1300

Customer Information Centre is available 7 days
from 7AM-7PM on 1300 54 2273 (1300 LG CARE)
SMS Fault call 0400 660 629
http://www.lg.com.au/airconditioning

NEW ZEALAND
Unit A, 38 Highbrooke Drive, East Tamaki, 2013 New Zealand
Tel : +64 (09) 914 2444 Fax : +64 (09) 914 2441
Customer Service Helpline
0800 54 2273 (0800 LG CARE)
www.lg.co.nz

Warranty Brief

- Multi F/ Multi Fdx Air Conditioning Units are covered by a 5-Year Parts and Labour Warranty when used in Residential Applications. Commercial Applications attract a 2-Year Parts and Labour Warranty.*
- Air Conditioning units carry an on-site warranty.*

*Further conditions apply, see the Warranty Card for further information.

Due to LG's policy of continuous improvement and innovation, some specifications may change without notice.

Please check with your retailer / AC specialist prior to purchase.
© LG Electronics Australia Pty., Ltd. Printed in Korea [March 2012]

ISO 9001 ISO 14001

LG Electronics Changwon Facility Achieved ISO9001 Certification Under Series 9000 of International Standard Organization(ISO) Based on Quality Systems For Design & Manufacture of Air Conditioners, Hermetic Refrication Compressors.

Disclaimer

The descriptions and specifications in this brochure are relevant as at the date of publication.
In the interest of product development, LG Electronics reserves the right to carry out alterations and improvements to products and specifications. Future releases of products, accessories and parts for them may differ from, and may not be compatible with current versions. As it may be difficult to determine the exact nature of a product from its depiction in this brochure, LG Electronics strongly recommends that you confirm with your retailer that the product shown or described in this brochure meets your requirements before you purchase the product.

AUS-MUF121

LG
Life's Good

MULTI F / MULTI F DX

LG AIR CONDITIONER

LG Multi Split Air Conditioners

Enjoy Clean, Stylish and Comfortable Air Conditioning with LG

Enjoy Clean, Stylish and Comfortable Air Conditioning with LG

LG is committed to bringing comfort to its customers and has produced a large range of air conditioners that do just that. It's all about comfort in the home, and offering you the perfect harmony of stylish design and smart technology that fits your life.
Whether it is just a small unit for the bedroom, a larger unit to help keep you cool in your lounge room, or a system to cool the entire house such as Ducted or Multi-Split systems, LG has designed stylish, smart, reliable and functional air conditioners designed to help make **Life good**.

Milestone

1958	Company founded
1968	Manufactured Korea's first air conditioner
1985	Introduced Korea's first inverter air conditioner
1990	Produced rotary compressor
1995	Changed company name to LG Electronics Produced scroll compressor
1998	Produced Korea's first commercial air conditioner
2000	Became world's number one seller of residential air conditioners
2001	Introduced the world's first picture frame air conditioner
2002	Launched the LG Home Net Brand of integrated home networking solution
2004	Achieved world's highest annual sales in air conditioners with 10 million units
2008	Reached total global sales of 100 million air conditioners
2009	AC Company created as part of LG Electronics' business reorganization

LG Multi Split Air Conditioners

Why? LG Multi System 4
Remove outdoor unit from the balcony
LG Air conditioners suitable for multi system
Inverter Technology
Wide Range of Units
Indoor Capacity Combination

Outdoor Units 9
Available Outdoor Unit Capacity
Combination of indoor and outdoor unit
Specifications

Indoor Units 14
Wall Mounted
Ceiling Cassette
Ceiling Concealed Duct

Combination Table 20

Accessory 29
Distributor Box
Accessory

Why The LG Multi Split?

An LG Multi Split system is an advanced air conditioning system of superior quality that has the ability to operate at different temperatures and fan speeds in individual rooms. The multi split system can be made up of large indoor units for living areas and small indoor units for bedrooms, all operated from the one common outdoor unit. LG has a wide range of indoor units available including the stylish ArtCool units, conventional split units as well as cassette and ducted units.

• Wide Range of Unit Combinations

8 different types of indoor units
7 different capacity outdoor units

• Energy Efficient

An inverters capacity will vary to match the air conditioning requirements, so an inverter can be more energy efficient than a fixed speed compressor as it does not stop and start its motor continually.

• Wide Range of Unit Combinations

Various controls available, such as Touch panel wall controller, Central controller and Control via the internet.

• Max. 145m Long Piping

The UHXM170BA0 supports a total piping length of up to 145m and high elevation of up to 30m for more flexibility in installation.

• High combination of indoor unit

Indoor unit combination up to 180% of outdoor unit capacity (k Btu index)

• Compact Size & Easy Installation

The reduced chassis size on UHXM90BA0 creates a more compact unit and is easier to install.

Remove outdoor unit from the balcony

The long pipe run of up to 45m allows LG outdoor units to be placed on the roof, in the car park or in the common outdoor unit plant roomfreeing up on balcony.

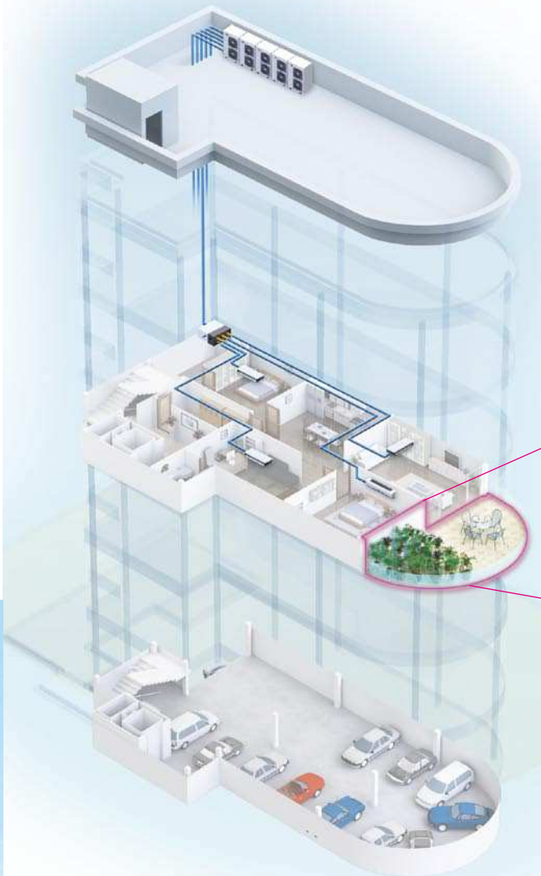

UHXM90BA0 (8.8 kw)
– 45m pipe run/ 15m Elevation

For low and medium rise apartments*

Remove outdoor units from balcony and move to The roof, car park or common plant room in the apartments.

- Aesthetics
- More living space on the balcony

UHXM170BA0
–145m total pip run/30m elevation

For high and medium rise apartments*

*1. Maximum number of floors is subject to the height between floors.
2. Consult with specialist to install outdoor units on the roof, in the car park or in the plant room.

LG Air conditioners suitable for multi system

ART COOL Mirror

ART COOL Gallery

Wall Mounted Type

Ceiling Concealed Duct Type

1-way Ceiling Cassette Type

4-way Ceiling Cassette Type

MULTI F

MULTI F DX



Energy Efficiency

What is Inverter Technology?

Inverter technology refers to the compressor within the outdoor unit of the air conditioner. An inverter compressor will vary its speed in order to maintain a consistent room temperature.

POWERFUL

With a wide operational temperature range for heating and cooling, the inverter is able to operate in even extreme outdoor temperatures. An inverter compressor can also operate quickly thus allowing the air conditioner to reach the set temperature faster and bring you comfort sooner.

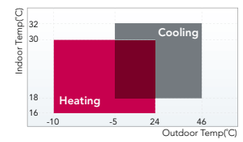

COMFORTABLE

When the air conditioner is initially activated to either heat or cool, the compressor will operate at maximum speed to reach the desired temperature quickly. Once the desired temperature is achieved, LG inverter units adjust and constantly vary the compressor speed to maintain the desired temperature with minimal fluctuation in room temperature to ensure that your comfort is not compromised.

Inverter Technology

ECONOMICAL

An inverter's capacity will fluctuate in order to match the air conditioning requirements, so an inverter can be energy efficient, as it does not stop and start its motor continually.

QUICK COOLING & HEATING

Inverter air conditioners can operate their compressors faster to give them more powerful performance. This results in being able to attain the desired temperature much faster in both heating and cooling modes.

Wide Range of Units

Wide Range of Outdoor Units

Wide Range of Indoor Units

Indoor Capacity Combination



Up to 5 units **45m pipe run**

*Max combination:
the percentage of total capacity index sum of indoor units connected to an outdoor unit against outdoor unit capacity index (Btu/h)

Outdoor Unit

Long & High Elevation Piping

The UHXM170BA0-U30 supports a piping length of up to 145m and high elevation of up to 30m for more flexibility in installation.

MULTI F (Multi piping Type)

Piping Length (m)	UHXM55MA	UHXM70MA0	UHXM90MA0
Total	50	70	75
Max/Room	25	25	25
Allowable Elevation			
(Indoor~Outdoor)	15	15	15
(Indoor~Indoor)	7.5	7.5	7.5

MULTI F DX 1Phase (Distributor box Type)

	UHXM90BA0	UHXM120BA0	UHXM160BA0	UHXM170BA0
Total Pipe (A+L1+L2+L3)	80	100	135	145
Main Pipe (A)	30	50	55	55
Total Branch Pipe (L1+L2+L3)	50	50	80	90
Each Branch Pipe	15	15	15	15
Allowable Elevation				
Indoor~Outdoor (B)	15	30	30	30
Indoor~Indoor (C)	7.5	15	15	15

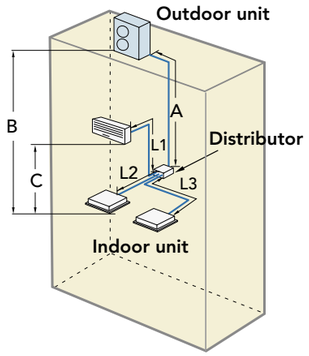

Wide Operating Range

Using LG inverter technology, LG Multi achieves a wide range of capacity which is from 25% ~ 120% in cooling mode and from 25% ~ 120% in heating mode to facilitate faster cooling and heating. The LG multi system achieves operation up to Max. ambient conditions of 46°C in cooling mode and down to -10°C in heating mode.

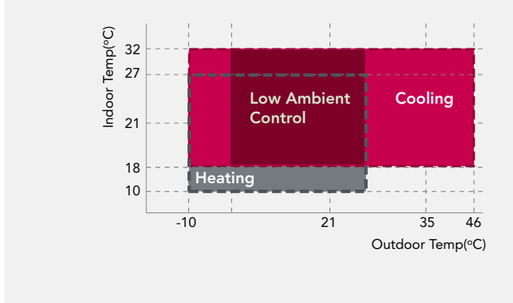

Slim & Compact Outdoor Unit

Easy & efficient installation of outdoor unit will provide the best solution for small offices and shops in addition to apartments.

Current
FM30AHM

New
UHXM90BA0

Available Outdoor Unit Capacity

Power	Max Indoor Units	Capacity Range (k Btu index/kW)					
		18/5.3	24/7.0	30/8.8	40/11.7	48/15.5	56/16.7
MULTI F 1ø, 220-240V, 50Hz	3	●					
	4		●				
	5			●			
MULTI F DX 1ø, 220-240V, 50Hz	4			●			
	7				●		
	8					●	
	9						●

MULTI F

MULTI F DX



Combination of indoor and outdoor unit

	Indoor units		Capacity Range (k Btu index/kW)	UHXM55MA0	UHXM70MA0/ UHXM90MA0 UHXM90BA0/ UHXM120BA0	UHXM160BA0 / UHXM170BA0
Wall Mounted Type	Wall Mounted		7 / 2.1	●	●	●
			9 / 2.6	●	●	●
			12 / 3.5	●	●	●
			18 / 5.3	●	●	●
			24 / 7.0	-	●	●
	ART COOL Gallery		9 / 2.6	●	●	●
			12 / 3.5	●	●	●
	ART COOL Mirror		7 / 2.1	●	●	●
			9 / 2.6	●	●	●
			12 / 3.5	●	●	●
			18 / 5.3	●	●	●
			24 / 7.0	-	●	●
Ceiling Cassette Type	1-way		9 / 2.6	●	●	●
			12 / 3.5	●	●	●
	4-way		12 / 3.5	●	●	●
			18 / 5.3	●	●	●
			24 / 7.0	-	●	●
			30 / 8.2	-	-	●
			36 / 10.6	-	-	●
Ceiling Concealed Duct Type	High static pressure		18 / 5.3	●	●	●
			24 / 7.0	-	●	●
			30 / 8.8	-	-	●
			36 / 10.6	-	-	●
	Low static pressure		9 / 2.6	●	●	●
			12 / 3.5	●	●	●
			18 / 5.3	●	●	●
	Slim Low Static		9 / 2.6	●	●	●
			12 / 3.5	●	●	●
			18 / 5.3	●	●	●
			24 / 7.0	-	●	●

Specifications - Outdoor Units

MULTI F Inverter 1 Phase

UHXM55MA0
UHXM70MA0

UHXM90MA0

Model			UHXM55MA0	UHXM70MA0	UHXM90MA0
Max. Number of Connectable Indoor Units			3	4	5
Capacity (Min~Rated~Max)	Cooling	kW	1.35~5.30~6.33	1.85~7.03~8.50	1.85~8.80~10.55
	Heating	kW	1.41~6.30~7.27	2.22~8.44~9.38	2.22~10.10~12.10
Power Input (Min~Rated~Max)	Cooling	kW	0.38~1.20~2.37	0.72~1.75~3.09	0.72~2.31~3.16
	Heating	kW	0.45~1.31~2.48	0.88~1.83~3.10	0.88~2.19~3.87
EER	Cooling	kW	4.42	4.02	3.81
COP	Heating	kW	4.81	4.61	4.61
Testing Combination			MS07AH x 3EA	MS07AH x 4EA	MS07AH x 5EA
Running Current (Min~Rated~Max)	Cooling	A	1.70-5.23-10.30	3.10-7.65-13.40	3.10~10.10~13.70
	Heating	A	2.00-5.70-10.80	3.80-8.00-13.50	3.80~9.60~16.80
Power Supply		Ø / V / Hz	1 / 220-240 / 50	1 / 220-240 / 50	1 / 220-240 / 50
Power Supply Cable (outdoor)		No. x mm^2	3 x 2.50	3 x 2.50	3 x 2.50
Power and transmission cable (outdoor to indoor)		No. x mm^2	4 x 0.75 (Including earth)	4 x 0.75 (Including earth)	4 x 0.75 (Including Earth)
Dimensions	W*H*D	mm(inch)	870x808x320 (34.30x31.80x12.60)	870x808x320 (34.30x31.80x12.60)	950x834x330 (37.40x32.80x13.00)
Net Weight		kg(lbs)	58 (128.00)	61 (134.00)	67 (147.70)
Refrigerant	Charge (at 7.5m)	g(oz)	2,100 (74.10)	2,300 (81.13)	3,300 (116.40)
	Type		R410A	R410A	R410A
	Control		EEV	EEV	EEV
Air Flow Rate		l/s	883	883	1,000
Noise Level	Sound Pressure at 1m	dB(A)+3	52	52	53
	Sound power	dB(A)+3	63	63	63
Piping connections	Liquid(ø)	mm(inch)	6.35(1/4)x3EA	6.35(1/4)x4EA	6.35(1/4)x5EA
	Gas(ø)	mm(inch)	9.52(3/8)x3EA	9.52(3/8)x4EA	9.52(3/8)x5EA
Max. Interunit Piping Length	Total piping	m	50	70	75
	For One Room	m	25	25	25
Max. Elevation	Indoor Unit~Outdoor Unit	m	15	15	15
	Indoor Unit~Indoor Unit	m	7.50	7.50	7.50
Operating temperature	Cooling	°C	-10 ~+46	-10 ~+46	-10 ~+46
	Heating	°C	-10 ~ +24	-10 ~ +24	-10 ~ +24

Note : 1. Capacities are based on the following conditions:
Cooling: - Indoor Temperature 27°C DB /19 °C WB
- Outdoor Temperature 35°C DB /24°C WB
Heating: - Indoor Temperature 20°C DB / 15°C WB
- Outdoor Temperature 7°C DB / 6°C WB
Piping Length - Interconnecting Piping Length 7.5m
- Level Difference of Zero.

2. * : See page "Combination Table" 20~28 Page.
3. Due to our policy of innovation some specifications may be changed without notification.
4. Number of indoor units connected to outdoor unit must be 2 units or more

*For derated capacity at other ambient conditions pls refer to Engineering Product Data Book.

MULTI F DX Inverter 1 Phase

UHXM90BA0

UHXM120BA0

UHXM160BA0
UHXM170BA0

Model			UHXM90BA0	UHXM120BA0	UHXM160BA0	UHXM170BA0
Max. Number of Connectable Indoor Units			4	7	8	9
Capacity (Min~Rated~Max)	Cooling	kW	1.85~8.80~10.55	2.80~11.70~13.50	3.30~15.50~17.00	4.00~16.70~18.52
	Heating	kW	2.22~10.10~12.10	3.20~13.50~15.00	3.70~16.40~17.29	4.50~17.90~18.75
Power Input (Min~Rated~Max)	Cooling	kW	0.72-2.50-3.16	1.10~3.63~4.65	0.84~4.69~5.35	1.00~4.96~5.65
	Heating	kW	0.88-2.30-3.87	1.40~3.65~4.84	1.30~4.43~5.58	1.25~4.62~5.70
EER	Cooling	kW	3.52	3.22	3.30	3.37
COP	Heating	kW	4.39	3.70	3.70	3.87
Testing Combination			MS12AH x 4EA	MS09AH x 7EA	MS07AH x 5EA MS09AH x 3EA	MS09AH x 8EA
Running Current (Min~Rated~Max)	Cooling	A	3.10-10.90-13.70	6.20~16.00~20.00	3.90~21.10~23.20	4.60~21.70~24.00
	Heating	A	3.80-10.10-16.80	6.90~16.40~20.50	6.90~22.60~25.00	7.40~22.40~26.00
Power Supply		Ø / V / Hz	1 / 220-240 / 50	1 / 220-240 / 50	1 / 220-240 / 50	1 / 220-240 / 50
Power Supply Cable (outdoor)		No. x mm^2	3 x 2.50 (Including Earth)	3 x 3.50 (Including Earth)	3 x 4.00 (Including Earth)	3 x 4.00 (Including Earth)
Power and transmission cable (outdoor to BD)		No. x mm^2	4 x 1.25 (Including earth)	4 x 1.25 (Including Earth)	4 x 1.25 (Including Earth)	4 x 1.25 (Including Earth)
Power and transmission cable (BD to indoor)		No. x mm^2	4 x 0.75 (Including earth)	4 x 0.75 (Including Earth)	4 x 0.75 (Including Earth)	4 x 0.75 (Including Earth)
Dimensions	W x H x D	mm(inch)	950 x 834 x 330 (37.40 x 32.80 x 13.00)	900 x 1165 x 370 (35.40 x 45.80 x 14.50)	950 x 1380 x 330 (37.40 x 54.30 x 13.00)	950 x 1380 x 330 (37.40 x 54.30 x 13.00)
Net Weight		kg(lbs)	64 (141.10)	95 (209.00)	108 (238.00)	108 (238.00)
Refrigerant	Charge (at 7.5m)	g(oz)	2,750(97.0)	4,000 (141.10)	4,800 (169.30)	4,800 (169.30)
	Type		R410A	R410A	R410A	R410A
	Control		EEV	E.E.V	E.E.V	E.E.V
Air Flow Rate		l/s	883	883 x 2	1,000 x 2	1,000 x 2
Noise Level(H/L)	Sound Pressure at 1m	dB(A)+3	52	58	58	59
	Sound power	dB(A)+3	63	66	69	70
Piping connections	Liquid(ø)	mm(inch)	9.52 (3/8)	9.52 (3/8)	9.52 (3/8)	9.52 (3/8)
	Gas(ø)	mm(inch)	15.88 (5/8)	19.05 (3/4)	19.05 (3/4)	19.05 (3/4)
Max. Interunit Piping Length	Total Piping (Main+Total Branch)	m	80	100	135	145
	Main Piping	m	30	50	55	55
	Total Branch Piping	m	50	50	80	90
	Each Branch Piping	m	15	15	15	15
Max. Elevation	Indoor Unit~Outdoor Unit	m	15	30	30	30
	Indoor Unit~Indoor Unit	m	7.50	15.00	15.00	15.00
Operating temperature	Cooling	°C	-10 ~+46	-10 ~+46	-10 ~+46	-10 ~+46
	Heating	°C	-10 ~ +24	-10 ~ +24	-10 ~ +24	-10 ~ +24

Note : 1. Capacities are based on the following conditions:
Cooling: - Indoor Temperature 27°C DB /19 °C WB
- Outdoor Temperature 35°C DB /24°C WB
Heating: - Indoor Temperature 20°C DB / 15°C WB
- Outdoor Temperature 7°C DB / 6°C WB
Piping Length - Interconnecting Piping Length 7.5m
- Level Difference of Zero.

2. * : See page "Combination Table" 20~28 Page.
3. Due to our policy of innovation some specifications may be changed without notification.
4. Number of indoor units connected to outdoor unit must be 2 units or more

*For derated capacity at other ambient conditions pls refer to Engineering Product Data Book.

Neo-Plasma Air Purifying System

LG's unique Neo Plasma Air Purifying System has been designed to generate fresher and cleaner air. Made up of 8 filters which purify the air in 6 stages, where each stage of the filtration acts to reduce odours and fine dust particles from the environment .

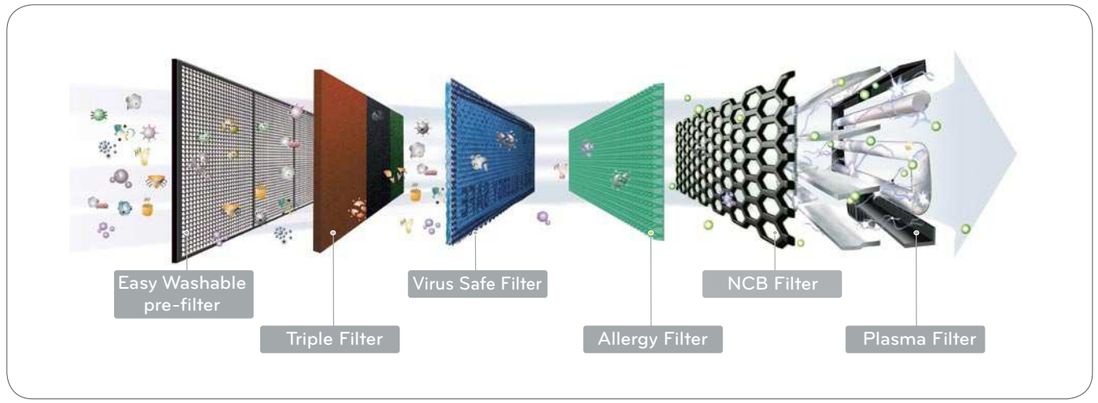

Low Indoor Noise Level

The indoor unit has a quiet operational noise level in sleep mode to offer you peace and quiet for your bedroom or office.

Indoor Unit - Wall Mounted

Capacity (kW)		2.1	2.6	3.5	5.3	7
	Wall Mounted	MS07AH	MS09AH	MS12AH	MS18AH	MS24AH
	ART COOL Gallery		MA09AH NF1	MA12AH NF1		
	ART COOL Mirror	NHXM20S2A0	NHXM30S2A0	NHXM40S2A0	NHXM50S2A0	NHXM70S2A0

Wall Mounted			MS07AH	MS09AH	MS12AH	MS18AH	MS24AH
Cooling Capacity		kW	2.05	2.64	3.52	5.28	6.74
Heating Capacity		kW	2.34	2.93	3.87	5.80	7.47
Running Current		A	0.10	0.15	0.15	0.28	0.28
Air flow rate (H/M/L)		l/s	93/83/77	117/108/100	158/150/142	200/175/150	233/217/183
Dimensions (WxHxD)	Body	mm(inch)	840x270x153 (33.10x10.60x6.02)	840x270x153 (33.10x10.60x6.02)	840x270x153 (33.10x10.60x6.02)	1090x300x180 (42.90x11.80x7.08)	1090x300x180 (42.90x11.80x7.08)
Weight	Body	kg	7	7	7	13	13
Sound level (H/M/L) (Sound pressure at 1.0m)		dB(A)+3	29 / 25 / 20	33 / 29 / 22	36 / 32 / 29	37 / 34 / 31	41 / 39 / 34
Piping connections	Liquid	mm(inch)	6.35 (1/4)	6.35 (1/4)	6.35 (1/4)	6.35 (1/4)	6.35 (1/4)
	Gas	mm(inch)	9.52 (3/8)	9.52 (3/8)	9.52 (3/8)	12.70 (1/2)	12.70 (1/2)
Dehumidification rate		l/h	0.90	1.10	1.20	2.30	3.00

ART COOL Gallery			MA09AH NF1	MA12AH NF1
Cooling Capacity		kW	2.64	3.52
Heating Capacity		kW	2.93	3.87
Running Current		A	0.08	0.08
Air flow rate (H/M/L)		l/s	128/98/73	148/122/93
Dimensions (WxHxD)	Body	mm(inch)	600x600x146 (23.60x23.60x5.70)	600x 600x146 (23.60x23.60x5.70)
Weight	Body	kg	15	15
Sound level (H/M/L) (Sound pressure at 1.0m)		dB(A)+3	38 / 32 / 27	44 / 38 / 32
Piping connections	Liquid	mm(inch)	6.35 (1/4)	6.35 (1/4)
	Gas	mm(inch)	9.52 (3/8)	9.52 (3/8)
Dehumidification rate		l/h	1.20	1.40

ART COOL Mirror			NHXM20S2A0	NHXM30S2A0	NHXM40S2A0	NHXM50S2A0	NHXM70S2A0
Cooling Capacity		kW	2.05	2.64	3.52	5.28	6.74
Heating Capacity		kW	2.34	2.93	3.87	5.80	7.47
Running Current		A	0.10	0.15	0.15	0.28	0.28
Air flow rate (H/M/L)		l/s	133/117/83	167/133/100	167/133/100	210/192/167	250/233/217
Dimensions (WxHxD)	Body	mm(inch)	915x282x165 (36.00x11.10x6.50)	915x282x165 (36.00x11.10x6.50)	915x282x165 (36.00x11.10x6.50)	1107x299x200 (43.60x11.80x7.90)	1107x299x200 (43.60x11.80x7.90)
Weight	Body	kg	9.5	9.5	9.5	14.1	14.1
Sound level (H/M/L) (Sound pressure at 1.0m)		dB(A)+3	34/29/26	35/30/27	35/30/27	39/37/35	43/41/38
Piping connections	Liquid	mm(inch)	6.35 (1/4)	6.35 (1/4)	6.35 (1/4)	6.35 (1/4)	6.35 (1/4)
	Gas	mm(inch)	9.52 (3/8)	9.52 (3/8)	9.52 (3/8)	12.70 (1/2)	12.70 (1/2)
Dehumidification rate		l/h	1.00	1.20	1.50	2.00	2.50

Indoor Unit - Ceiling Cassette

Capacity (kW)	2.6	3.5	5.3	7.0	8.8	10.5
1-Way	NHXM30C1A0	NHXM40C1A0				
4-Way		NHXM40C4A0	NHXM50C4A0	NHXM70C4A0	NHXM80C4A0	NHXM110C4A0

SLIM 1 WAY CASSETTE

The slim 1 way cassette indoor unit is one solution for apartment bed room application due to its low height which can be suitable for low ceiling spaces.

1-Way			NHXM30C1A0	NHXM40C1A0
Cooling Capacity		kW	2.64	3.52
Heating Capacity		kW	2.93	3.87
Running Current		A	0.56	0.56
Air flow rate (H/M/L)		l/s	142/125/108	158/133/117
Dimensions (WxHxD)	Body	mm(inch)	860x180x390 (33.80x7.10x15.30)	860x180x390 (33.80x7.10x15.30)
	Decorative panel	mm(inch)	1050x30x480 (41.30x1.20x18.90)	1050x30x480 (41.30x1.20x18.90)
Weight	Body	kg	22	22
	Decorative panel	kg	4	4
Sound level (H/M/L) (Sound pressure at 1.5m)		dB(A)+3	35 /32 / 28	37 / 33 / 29
Piping connections	Liquid	mm(inch)	6.35 (1/4)	6.35 (1/4)
	Gas	mm(inch)	9.52 (3/8)	9.52 (3/8)
Dehumidification rate		l/h	1.10	1.30
Facial panel name			PT-HCC	PT-HCC

4 WAY CASSETTE

4 Vane Independent Operation

Vane angle control satisfies both users who like direct wind or indirect wind and it also reduces cold air drafts. One motor per vane is used to control each of the four vanes independently, freely controlling air currents according to your requirements.

Slim & Compact size

The indoor unit with slim and compact size enables successful installation in confined spaces.

4 Corners Detachable Panels

The attachable/detachable corner design makes it easy to adjust the hanger during installation and to check for leakage in the drain connection pipe.

Fresh air intake kit (NHXM70C4A0, NHXM80C4A0,NHXM110C4A0 only)

Using this kit, a duct can be fitted to allow the intake of outdoor air.

4-Way			NHXM40C4A0	NHXM50C4A0	NHXM70C4A0	NHXM80C4A0	NHXM110C4A0
Cooling Capacity		kW	3.52	5.28	7.03	8.20	10.60
Heating Capacity		kW	3.87	5.80	7.74	9.00	11.60
Running Current		A	0.35	0.43	0.60	1.15	1.35
Air flow rate (H/M/L)		l/s	158/133/108	217/200/167	283/250/217	317/288/245	400/358/317
Dimensions (WxHxD)	Body	mm(inch)	570x214x570 (22.40x8.40x22.40)	570x256x570 (22.40x10.00x22.40)	840x204x840 (33.10x8.00x33.10)	840x204x840 (33.10x8.00x33.10)	840x246x840 (33.10x9.70x33.10)
	Decorative panel	mm(inch)	700x30x700 (27.50x1.20x27.50)	700x30x700 (27.50x1.20x27.50)	950x25x950 (37.40x1.00x37.40)	950x25x950 (37.40x1.00x37.40)	950x25x950 (37.40x1.00x37.40)
Weight	Body	kg	14.0	15.0	20.8	20.8	23.5
	Decorative panel	kg	3	3	5	5	5
Sound level (H/M/L) (Sound pressure at 1.5m)		dB(A)+3	35/31/27	40/37/34	39/37/34	43/40/37	43/40/38
Piping connections	Liquid	mm(inch)	6.35 (1/4)	6.35 (1/4)	6.35 (1/4)	6.35 (1/4)	6.35 (1/4)
	Gas	mm(inch)	9.52 (3/8)	12.70 (1/2)	12.70 (1/2)	15.88 (5/8)	15.88 (5/8)
Dehumidification rate		l/h	1.20	2.40	3.00	3.00	4.00
Facial panel name			PT-UQC	PT-UQC	PT-UMC	PT-UMC	PT-UMC

Indoor Unit - Ceiling Concealed Duct

Capacity (kW)		2.6	3.5	5.3	7.0	8.8	10.5
	Slim Low Static	NHXM30D3A0	NHXM40D3A0	NHXM50D3A0	NHXM70D3A0		
	High Static			NHXM50D1A0	NHXM70D1A0	NHXM90D1A0	NHXM110D1A0

E.S.P: External Static Pressure EZ Tuning

EZ Tuning ensures that the air conditioning system operates at its specified performance regardless of changes in ESP (External Static Pressure) by allowing the adjustment and control of fan speed at installation. This results in being able to obtain and maintain the required air flow rate.

Drain Pump

An auxiliary condensate drain pump is available as an option for all LG ducted indoor units. This is an ideal solution where drain fall is limited or unavailable. This will lift water up to a 700mm height above the drain outlet.

Slim duct

The LG slim ducted fan coil unit is a good solution for Apartments or Hotel rooms with lower ceiling space with the height of 190mm for 2.6kw up to 7.0kw.
The drain pump is fitted standard to drain condensate water out Where drain gradient is not enough.

New wired remote controller

- Operating mode (On_Off/Fan speed/Mode/Temp.)
- On / Off LED • Room temp. • E.S.P function
- Reservation (Weekly / Simple) • Timer function • Backlight Unit
- Child lock • Electric failure compensation (Max 3 hours)
- Main / Sub setting of indoor units (For override function)
- Group and central control at the same time

LCD backlit display
Enables you to easily see the control settings.

Slim Low Static			NHXM30D3A0	NHXM40D3A0	NHXM50D3A0	NHXM70D3A0
Cooling Capacity		kW	2.64	3.52	5.27	7.03
Heating Capacity		kW	2.93	3.87	5.80	7.44
Running Current		A	1.02	1.02	1.60	1.60
Air flow rate (H/M/L)		l/s	142/125/108	158/142/125	250/225/192	283/250/225
External static pressure		Pa	40	40	40	30
Dimensions (WxHxD)	Body	mm(inch)	820 x 190 x 575 (32.3 x 7.5 x 22.6)	820 x 190 x 575 (32.30 x 7.50 x 22.60)	1,100 x 190 x 575 (43.30 x 7.50 x 22.60)	1,100 x 190 x 575 (43.30 x 7.50 x 22.60)
Weight	Body	kg	20.5	20.5	26.5	27.0
Sound level (H/M/L) (Sound pressure at 1.5m)		dB(A)+3	31/26/25	33/31/26	34/31/29	36/34/32
Piping connections	Liquid	mm(inch)	6.35(1/4)	6.35 (1/4)	6.35 (1/4)	6.35 (1/4)
	Gas	mm(inch)	9.52(3/8)	9.52 (3/8)	12.70 (1/2)	12.70 (1/2)
Dehumidification rate		l/h	1.00	1.20	2.00	2.50
Supply spigot (WXH)		mm	794x161	794x161	1072x161	1072x161
Return spigot (WXH)		mm	728x154	728x154	1008x154	1008x154

High Static			NHXM50D1A0	NHXM70D1A0	NHXM90D1A0	NHXM110D1A0
Cooling Capacity		kW	5.28	7.03	8.79	10.6
Heating Capacity		kW	5.80	7.74	9.67	11.6
Running Current		A	0.75	0.75	2.35	2.35
Air flow rate (H/M/L)		l/s	275/242/217	300/275/233	442/383/333	533/483/433
External static pressure		Pa	80	80	100	100
Dimensions (WxHxD)	Body	mm(inch)	880x260x450 (34.60x10.20x17.70)	880x260x450 (34.60x10.20x17.70)	1180x298x450 (46.50x11.70x17.70)	1180x298x450 (46.50x11.70x17.70)
Weight	Body	kg	31.0	31.2	38.0	38.0
Sound level (H/M/L) (Sound pressure at 1.5m)		dB(A)+3	36 / 34 / 32	38/36/34	40/38/35	42/39/36
Piping connections	Liquid	mm(inch)	6.35 (1/4)	6.35 (1/4)	6.35 (1/4)	6.35 (1/4)
	Gas	mm(inch)	12.70(1/2)	12.70 (1/2)	15.88 (5/8)	15.88 (5/8)
Dehumidification rate		l/h	2.00	2.50	3.30	4.00
Supply spigot (WXH)		mm	750x158	750x158	830x186	830x186
Return spigot (WXH)		mm	745×175	745×175	1043x220	1043x220

Combination Table

MULTI F

UHXM55MA0

Operation	Operation combination				Cooling								
					Each capacity(kW)			Total Capacity			Input(W)		
								Min	Rating	Max			
	UNIT-A	UNIT-B	UNIT-C	Total	UNIT-A	UNIT-B	UNIT-C	kW	kW	kW	Min	Rating	Max
Single Operation	7			7	2.1			1.2	2.1	2.5	480	560	1,160
	9			9	2.6			1.6	2.6	3.2	541	760	1,580
	12			12	3.5			2.1	3.5	4.2	690	1,150	1,980
	18			18	5.3			3.2	5.3	6.3	924	1,330	2,370
2 units Operation	7	7		14	2.1	2.1		2.5	4.1	4.9	811	1,020	2,090
	7	9		16	2.1	2.6		2.8	4.7	5.6	906	1,170	2,210
	9	9		18	2.6	2.6		3.2	5.3	6.3	924	1,250	2,370
	7	12		19	1.9	3.3		3.2	5.3	6.3	924	1,250	2,370
	9	12		21	2.3	3.0		3.2	5.3	6.3	924	1,250	2,370
	12	12		24	2.6	2.6		3.2	5.3	6.3	924	1,250	2,370
	7	18		25	2.6	2.6		3.2	5.3	6.3	924	1,250	2,370
	9	18		27	2.6	2.6		3.2	5.3	6.3	924	1,250	2,370
	12	18		30	2.6	2.6		3.2	5.3	6.3	924	1,250	2,290
3 units Operation	7	7	7	21	1.8	1.8	1.8	3.2	5.3	6.3	947	1,200	2,350
	7	7	9	23	1.6	1.6	2.1	3.2	5.3	6.3	947	1,200	2,350
	7	9	9	25	1.5	1.9	1.9	3.2	5.3	6.3	947	1,200	2,350
	7	7	12	26	1.4	1.4	2.4	3.2	5.3	6.3	947	1,200	2,350
	9	9	9	27	1.8	1.8	1.8	3.2	5.3	6.3	947	1,200	2,350
	7	9	12	28	1.3	1.7	2.3	3.2	5.3	6.3	947	1,200	2,350
	9	9	12	30	1.6	1.6	2.1	3.2	5.3	6.3	947	1,200	2,350

UHXM55MA0

Operation	Operation combination				Heating								
					Each capacity(kW)			Total Capacity			Input(W)		
								Min	Rating	Max			
	UNIT-A	UNIT-B	UNIT-C	Total	UNIT-A	UNIT-B	UNIT-C	kW	kW	kW	Min	Rating	Max
Single Operation	7			7	2.5			1.4	2.5	2.8	586	980	1,400
	9			9	3.2			1.9	3.2	3.6	771	1,140	1,540
	12			12	3.9			2.3	3.9	4.4	866	1,370	1,820
	18			18	6.3			3.8	6.3	7.3	1,150	1,640	2,480
2 units Operation	7	7		14	2.5	2.5		3.0	4.9	5.7	933	1,460	2,280
	7	9		16	2.5	3.2		3.4	5.6	6.5	1,001	1,530	2,410
	9	9		18	3.2	3.2		3.8	6.3	7.3	1,150	1,580	2,480
	7	12		19	2.3	4.0		3.8	6.3	7.3	1,150	1,580	2,480
	9	12		21	2.7	3.6		3.8	6.3	7.3	1,150	1,580	2,480
	12	12		24	3.2	3.2		3.8	6.3	7.3	1,150	1,580	2,480
	7	18		25	3.2	3.2		3.8	6.3	7.3	1,150	1,490	2,480
	9	18		27	3.2	3.2		3.8	6.3	7.3	1,150	1,490	2,480
	12	18		30	3.2	3.2		3.8	6.3	7.3	1,150	1,490	2,480
3 units Operation	7	7	7	21	2.1	2.1	2.1	3.8	6.3	7.3	1,095	1,310	2,400
	7	7	9	23	1.9	1.9	2.5	3.8	6.3	7.3	1,095	1,310	2,400
	7	9	9	25	1.8	2.3	2.3	3.8	6.3	7.3	1,095	1,310	2,400
	7	7	12	26	1.7	1.7	2.9	3.8	6.3	7.3	1,095	1,310	2,400
	9	9	9	27	2.1	2.1	2.1	3.8	6.3	7.3	1,095	1,310	2,400
	7	9	12	28	1.6	2.0	2.7	3.8	6.3	7.3	1,095	1,310	2,400
	9	9	12	30	1.9	1.9	2.5	3.8	6.3	7.3	1,095	1,310	2,400

Note : 1.Cooling Capacity is based on : indoor temp.27°C DB, 19°C WB; outdoor temp. 35°C DB, 24°C WB
2.Heating Capacity is based on : indoor temp.20°C DB, 15°C WB; outdoor temp. 7°C DB, 6°C WB
3. The total capacity sum of connected indoor unit is up to 30K Btu/h
4. Number of indoor units connected to outdoor unit must be 2 units or more.

UHXM70MA0

Operation	Operation combination					Cooling									
						Each capacity(kW)				Total Capacity			Input(W)		
										Min	Rating	Max			
	UNIT-A	UNIT-B	UNIT-C	UNIT-D	Total	UNIT-A	UNIT-B	UNIT-C	UNIT-D	kW	kW	kW	Min	Rating	Max
Single Operation	7				7	2.1				1.9	2.1	2.3	720	720	810
	9				9	2.6				1.9	2.6	2.9	720	850	1,030
	12				12	3.5				2.1	3.5	3.9	672	1,120	1,510
	18				18	5.3				3.2	5.3	5.8	1,002	1,670	2,150
	24				24	7.0				4.2	7.0	7.5	1,230	2,010	3,090
2 units Operation	7	7			14	2.1	2.1			2.5	4.1	4.5	756	1,100	2,020
	7	9			16	2.1	2.6			2.8	4.7	5.2	876	1,220	2,170
	9	9			18	2.6	2.6			3.2	5.3	5.8	1,002	1,510	2,560
	7	12			19	2.1	3.5			3.4	5.6	6.1	1,008	1,640	2,710
	9	12			21	2.6	3.5			3.7	6.2	6.8	1,044	1,700	2,830
	12	12			24	3.4	3.4			4.1	6.8	7.5	1,194	1,910	3,090
	7	18			25	2.0	5.1			4.2	7.0	7.8	1,284	1,830	2,980
	9	18			27	2.3	4.7			4.2	7.0	8.1	1,284	1,830	2,980
	12	18			30	2.8	4.2			4.2	7.0	8.5	1,284	1,830	2,980
	7	24			31	1.6	5.4			4.2	7.0	8.5	1,284	1,830	2,980
	9	24			33	1.9	5.1			4.2	7.0	8.5	1,284	1,830	2,980
	18	18			36	3.5	3.5			4.2	7.0	8.5	1,284	1,830	2,980
	12	24			36	2.3	4.7			4.2	7.0	8.5	1,284	1,830	2,980
3 units Operation	7	7	7		21	2.1	2.1	2.1		3.7	6.2	7.4	1,044	1,540	2,820
	7	7	9		23	2.1	2.1	2.6		4.1	6.8	8.1	1,152	1,790	2,910
	7	9	9		25	2.0	2.5	2.5		4.2	7.0	8.5	1,200	1,820	3,050
	7	7	12		26	1.9	1.9	3.3		4.2	7.0	8.5	1,200	1,820	3,050
	9	9	9		27	2.3	2.3	2.3		4.2	7.0	8.5	1,200	1,820	3,050
	7	9	12		28	1.8	2.3	3.0		4.2	7.0	8.5	1,200	1,820	3,050
	9	9	12		30	2.1	2.1	2.9		4.2	7.0	8.5	1,200	1,820	3,050
	7	12	12		31	1.6	2.7	2.7		4.2	7.0	8.5	1,200	1,820	3,050
	7	7	18		32	1.5	1.5	4.0		4.2	7.0	8.5	1,230	1,820	3,020
	9	12	12		33	1.9	2.6	2.6		4.2	7.0	8.5	1,230	1,820	3,050
	7	9	18		34	1.4	1.9	3.7		4.2	7.0	8.5	1,230	1,820	3,020
	12	12	12		36	2.3	2.3	2.3		4.2	7.0	8.5	1,230	1,820	3,050
	9	9	18		36	1.8	1.8	3.5		4.2	7.0	8.5	1,230	1,820	3,020
	7	12	18		37	1.3	2.3	3.4		4.2	7.0	8.5	1,230	1,820	3,020
	7	7	24		38	1.3	1.3	4.4		4.2	7.0	8.5	1,230	1,820	3,020
	9	12	18		39	1.6	2.2	3.2		4.2	7.0	8.5	1,230	1,820	3,020
4 units Operation	7	7	7	7	28	1.8	1.8	1.8	1.8	4.2	7.0	8.4	1,194	1,750	3,010
	7	7	7	9	30	1.6	1.6	1.6	2.1	4.2	7.0	8.5	1,194	1,750	3,010
	7	7	9	9	32	1.5	1.5	2.0	2.0	4.2	7.0	8.5	1,194	1,750	3,010
	7	7	7	12	33	1.5	1.5	1.5	2.6	4.2	7.0	8.5	1,194	1,750	3,010
	7	9	9	9	34	1.4	1.9	1.9	1.9	4.2	7.0	8.5	1,194	1,750	3,010
	7	7	9	12	35	1.4	1.4	1.8	2.4	4.2	7.0	8.5	1,194	1,750	3,010
	9	9	9	9	36	1.8	1.8	1.8	1.8	4.2	7.0	8.5	1,194	1,750	3,010
	7	9	9	12	37	1.3	1.7	1.7	2.3	4.2	7.0	8.5	1,194	1,750	3,010
	7	7	12	12	38	1.3	1.3	2.2	2.2	4.2	7.0	8.5	1,194	1,750	3,010
	9	9	9	12	39	1.6	1.6	1.6	2.2	4.2	7.0	8.5	1,194	1,750	3,010
	7	7	7	18	39	1.3	1.3	1.3	3.2	4.2	7.0	8.5	1,194	1,750	3,010

UHXM70MA0

Operation	Operation combination					Heating									
						Each capacity(kW)				Total Capacity			Input(W)		
										Min	Rating	Max			
	UNIT-A	UNIT-B	UNIT-C	UNIT-D	Total	UNIT-A	UNIT-B	UNIT-C	UNIT-D	kW	kW	kW	Min	Rating	Max
Single Operation	7				7	2.3				2.2	2.4	2.6	880	880	1,200
	9				9	2.9				2.2	2.9	3.2	880	1,010	1,360
	12				12	3.9				2.3	3.9	4.3	880	1,370	1,900
	18				18	5.8				3.5	5.8	6.4	1,200	2,080	2,730
	24				24	7.4				4.5	7.5	7.8	1,368	2,770	3,100
2 units Operation	7	7			14	2.5	2.5			3.0	4.9	5.4	918	1,400	2,200
	7	9			16	2.5	3.2			3.4	5.6	6.2	1,038	1,710	2,510
	9	9			18	3.2	3.2			3.8	6.4	7.0	1,200	2,060	2,660
	7	12			19	2.5	4.2			4.0	6.7	7.4	1,212	2,160	2,790
	9	12			21	3.2	4.2			4.4	7.4	8.1	1,260	2,390	3,010
	12	12			24	3.9	3.9			4.7	7.8	8.5	1,368	2,770	3,100
	7	18			25	2.3	5.9			4.9	8.2	8.8	1,428	2,660	3,050
	9	18			27	2.8	5.6			5.1	8.4	9.2	1,428	2,660	3,050
	12	18			30	3.4	5.1			5.1	8.4	9.4	1,428	2,660	3,050
	7	24			31	1.9	6.5			5.1	8.4	9.4	1,428	2,660	3,050
	9	24			33	2.3	6.1			5.1	8.4	9.4	1,428	2,660	3,050
	18	18			36	4.2	4.2			5.1	8.4	9.4	1,428	2,660	3,050
	12	24			36	2.8	5.6			5.1	8.4	9.4	1,428	2,660	3,050
3 units Operation	7	7	7		21	2.5	2.5	2.5		4.4	7.4	8.1	1,260	1,860	2,810
	7	7	9		23	2.5	2.5	3.2		4.9	8.1	8.8	1,278	2,020	2,980
	7	9	9		25	2.4	3.0	3.0		5.1	8.4	8.8	1,308	2,110	3,090
	7	7	12		26	2.3	2.3	3.9		5.1	8.4	9.2	1,308	2,110	3,090
	9	9	9		27	2.8	2.8	2.8		5.1	8.4	9.2	1,308	2,110	3,090
	7	9	12		28	2.1	2.7	3.6		5.1	8.4	9.4	1,308	2,110	3,090
	9	9	12		30	2.5	2.5	3.4		5.1	8.4	9.4	1,308	2,110	3,090
	7	12	12		31	1.9	3.3	3.3		5.1	8.4	9.4	1,308	2,110	3,090
	7	7	18		32	1.8	1.8	4.7		5.1	8.4	9.4	1,308	2,080	3,090
	9	12	12		33	2.3	3.1	3.1		5.1	8.4	9.4	1,308	2,110	3,090
	7	9	18		34	1.7	2.2	4.5		5.1	8.4	9.4	1,308	2,080	3,090
	12	12	12		36	2.8	2.8	2.8		5.1	8.4	9.4	1,308	2,110	3,090
	9	9	18		36	2.1	2.1	4.2		5.1	8.4	9.4	1,308	2,080	3,090
	7	12	18		37	1.6	2.7	4.1		5.1	8.4	9.4	1,308	2,080	3,090
	7	7	24		38	1.6	1.6	5.3		5.1	8.4	9.4	1,308	2,080	3,090
	9	12	18		39	1.9	2.6	3.9		5.1	8.4	9.4	1,308	2,080	3,090
4 units Operation	7	7	7	7	28	2.1	2.1	2.1	2.1	5.1	8.4	9.2	1,176	1,830	3,060
	7	7	7	9	30	2.0	2.0	2.0	2.5	5.1	8.4	9.4	1,176	1,830	3,060
	7	7	9	9	32	1.8	1.8	2.4	2.4	5.1	8.4	9.4	1,176	1,830	3,060
	7	7	7	12	33	1.8	1.8	1.8	3.1	5.1	8.4	9.4	1,176	1,830	3,060
	7	9	9	9	34	1.7	2.2	2.2	2.2	5.1	8.4	9.4	1,176	1,830	3,060
	7	7	9	12	35	1.7	1.7	2.2	2.9	5.1	8.4	9.4	1,176	1,830	3,060
	9	9	9	9	36	2.1	2.1	2.1	2.1	5.1	8.4	9.4	1,176	1,830	3,060
	7	9	9	12	37	1.6	2.1	2.1	2.7	5.1	8.4	9.4	1,176	1,830	3,060
	7	7	12	12	38	1.6	1.6	2.7	2.7	5.1	8.4	9.4	1,176	1,830	3,060
	9	9	9	12	39	1.9	1.9	1.9	2.6	5.1	8.4	9.4	1,176	1,830	3,060
	7	7	7	18	39	1.5	1.5	1.5	3.9	5.1	8.4	9.4	1,176	1,830	3,060

Note : 1.Cooling Capacity is based on : indoor temp.27°C DB, 19°C WB; outdoor temp. 35°C DB, 24°C WB
2.Heating Capacity is based on : indoor temp.20°C DB, 15°C WB; outdoor temp. 7°C DB, 6°C WB
3. The total capacity sum of connected indoor unit is up to 39K Btu/h
4. Number of indoor units connected to outdoor unit must be 2 units or more.

Combination Table

MULTI F

UHXM90MA0

Operation	Operation combination						Cooling: Each capacity(kW)					Total Capacity			Input(W)		
												Min	Rating	Max			
	UNIT-A	UNIT-B	UNIT-C	UNIT-D	UNIT-E	Total	UNIT-A	UNIT-B	UNIT-C	UNIT-D	UNIT-E	kW	kW	kW	Min	Rating	Max
Single Operation	7					7	2.1					1.9	2.1	2.3	720	720	790
	9					9	2.6					1.9	2.6	2.9	720	820	1,000
	12					12	3.5					2.1	3.5	3.9	774	1,070	1,480
	18					18	5.3					3.2	5.3	5.8	1,209	1,610	2,110
	24					24	7.0					4.2	7.1	7.5	1,650	1,920	3,060
2 units Operation	7	7				14	2.1	2.1				2.5	4.1	4.7	834	1,100	2,040
	7	9				16	2.1	2.6				2.8	4.7	5.4	1,094	1,220	2,190
	9	9				18	2.6	2.6				3.2	5.3	6.1	1,265	1,510	2,570
	7	12				19	2.1	3.5				3.4	5.6	6.1	1,311	1,640	2,730
	9	12				21	2.6	3.5				3.7	6.2	6.8	1,490	1,750	2,850
	12	12				24	3.5	3.5				4.2	7.1	7.8	1,653	1,980	3,070
	7	18				25	2.1	5.3				4.4	7.4	8.5	1,746	2,130	3,100
	9	18				27	2.6	5.3				4.8	7.9	9.1	1,893	2,310	3,130
	12	18				30	3.5	5.3				5.3	8.8	9.7	1,979	2,510	3,160
	7	24				31	2.0	6.8				5.3	8.8	9.7	1,979	2,510	3,160
	9	24				33	2.4	6.4				5.3	8.8	9.7	1,979	2,510	3,160
	18	18				36	4.4	4.4				5.3	8.8	9.7	1,979	2,510	3,160
	12	24				36	2.9	5.9				5.3	8.8	9.7	1,979	2,510	3,160
	18	24				42	3.8	5.0				5.3	8.8	9.7	1,979	2,510	3,160
	24	24				48	4.4	4.4				5.3	8.8	9.7	1,979	2,510	3,160
3 units Operation	7	7	7			21	2.1	2.1	2.1			3.7	6.2	7.1	1,490	1,540	2,820
	7	7	9			23	2.1	2.1	2.6			4.1	6.8	7.8	1,575	1,790	2,910
	7	9	9			25	2.1	2.6	2.6			4.4	7.4	8.5	1,746	1,930	3,070
	7	7	12			26	2.1	2.1	3.5			4.6	7.6	8.8	1,800	2,030	3,080
	9	9	9			27	2.6	2.6	2.6			4.8	7.9	9.1	1,893	2,120	3,100
	7	9	12			28	2.1	2.6	3.5			4.9	8.2	9.5	1,909	2,220	3,120
	9	9	12			30	2.6	2.6	3.5			5.3	8.8	9.9	1,948	2,420	3,160
	7	12	12			31	2.0	3.4	3.4			5.3	8.8	9.9	1,948	2,420	3,160
	7	7	18			32	1.9	1.9	4.9			5.3	8.8	10.1	1,948	2,420	3,160
	9	12	12			33	2.4	3.2	3.2			5.3	8.8	9.9	1,948	2,420	3,160
	7	9	18			34	1.8	2.3	4.7			5.3	8.8	10.1	1,948	2,420	3,160
	12	12	12			36	2.9	2.9	2.9			5.3	8.8	9.9	1,948	2,420	3,160
	9	9	18			36	2.2	2.2	4.4			5.3	8.8	9.9	1,948	2,420	3,160
	7	12	18			37	1.7	2.9	4.3			5.3	8.8	9.9	1,948	2,420	3,160
	7	7	24			38	1.6	1.6	5.6			5.3	8.8	9.9	1,948	2,420	3,160
	9	12	18			39	2.0	2.7	4.1			5.3	8.8	9.9	1,948	2,420	3,160
	7	9	24			40	1.5	2.0	5.3			5.3	8.8	9.9	1,948	2,420	3,160
	12	12	18			42	2.5	2.5	3.8			5.3	8.8	9.9	1,948	2,420	3,160
	9	9	24			42	1.9	1.9	5.0			5.3	8.8	9.9	1,948	2,420	3,160
	7	18	18			43	1.4	3.7	3.7			5.3	8.8	9.9	1,948	2,420	3,160
	7	12	24			43	1.4	2.5	4.9			5.3	8.8	9.9	1,948	2,420	3,160
	9	18	18			45	1.8	3.5	3.5			5.3	8.8	9.9	1,948	2,420	3,160
	9	12	24			45	1.8	2.3	4.7			5.3	8.8	9.9	1,948	2,420	3,160
	12	18	18			48	2.2	3.3	3.3			5.3	8.8	9.9	1,948	2,420	3,160
	12	12	24			48	2.2	2.2	4.4			5.3	8.8	9.9	1,948	2,420	3,160
	7	18	24			49	1.3	3.2	4.3			5.3	8.8	9.9	1,948	2,420	3,160
	9	18	24			51	1.6	3.1	4.1			5.3	8.8	9.9	1,948	2,420	3,160
	12	18	24			54	2.0	2.9	3.9			5.3	8.8	9.9	1,948	2,420	3,160
4 units Operation	7	7	7	7		28	2.1	2.1	2.1	2.1		4.9	8.2	9.9	1,948	2,020	3,100
	7	7	7	9		30	2.1	2.1	2.1	2.6		5.3	8.8	10.6	1,948	2,350	3,140
	7	7	9	9		32	1.9	1.9	2.5	2.5		5.3	8.8	10.6	1,948	2,350	3,140
	7	7	7	12		33	1.9	1.9	1.9	3.2		5.3	8.8	10.6	1,948	2,350	3,140
	7	9	9	9		34	1.8	2.3	2.3	2.3		5.3	8.8	10.6	1,948	2,350	3,140
	7	7	9	12		35	1.8	1.8	2.3	3.0		5.3	8.8	10.6	1,948	2,350	3,140
	9	9	9	9		36	2.2	2.2	2.2	2.2		5.3	8.8	10.6	1,948	2,350	3,140
	7	9	9	12		37	1.7	2.1	2.1	2.9		5.3	8.8	10.6	1,948	2,350	3,140
	7	7	12	12		38	1.6	1.6	2.8	2.8		5.3	8.8	10.6	1,948	2,350	3,140
	9	9	9	12		39	2.0	2.0	2.0	2.7		5.3	8.8	10.6	1,948	2,350	3,140
	7	7	7	18		39	1.6	1.6	1.6	4.1		5.3	8.8	10.6	1,948	2,350	3,140
	7	9	12	12		40	1.5	2.0	2.6	2.6		5.3	8.8	10.6	1,948	2,350	3,140
	7	7	9	18		41	1.5	1.5	1.9	3.9		5.3	8.8	10.6	1,948	2,350	3,140
	9	9	12	12		42	1.9	1.9	2.5	2.5		5.3	8.8	10.6	1,948	2,350	3,140
	7	12	12	12		43	1.4	2.5	2.5	2.5		5.3	8.8	10.6	1,948	2,350	3,140
	7	9	9	18		43	1.4	1.8	1.8	3.7		5.3	8.8	10.6	1,948	2,350	3,140
	7	7	12	18		44	1.4	1.4	2.4	3.6		5.3	8.8	10.6	1,948	2,350	3,140
	9	12	12	12		45	1.8	2.3	2.3	2.3		5.3	8.8	10.6	1,948	2,350	3,140
	9	9	9	18		45	1.8	1.8	1.8	3.5		5.3	8.8	10.6	1,948	2,350	3,140
	7	7	7	24		45	1.4	1.4	1.4	4.7		5.3	8.8	10.6	1,948	2,350	3,140
	7	9	12	18		46	1.3	1.7	2.3	3.4		5.3	8.8	10.6	1,948	2,350	3,140
	7	7	9	24		47	1.3	1.3	1.7	4.5		5.3	8.8	10.6	1,948	2,350	3,140
	12	12	12	12		48	2.2	2.2	2.2	2.2		5.3	8.8	10.6	1,948	2,350	3,140
	9	9	12	18		48	1.6	1.6	2.2	3.3		5.3	8.8	10.6	1,948	2,350	3,140
	7	9	9	24		49	1.3	1.6	1.6	4.3		5.3	8.8	10.6	1,948	2,350	3,140
	9	12	12	18		51	1.6	2.1	2.1	3.1		5.3	8.8	10.6	1,948	2,350	3,140
	7	9	12	24		52	1.2	1.5	2.0	4.1		5.3	8.8	10.6	1,948	2,350	3,140
	9	9	12	24		54	1.5	1.5	2.0	3.9		5.3	8.8	10.6	1,948	2,350	3,140
	9	9	18	18		54	1.5	1.5	2.9	2.9		5.3	8.8	10.6	1,948	2,350	3,140
	12	12	12	18		54	2.0	2.0	2.0	2.9		5.3	8.8	10.6	1,948	2,350	3,140
5 units Operation	7	7	7	7	7	35	1.8	1.8	1.8	1.8	1.8	5.3	8.8	10.6	1,909	2,310	3,110
	7	7	7	7	9	37	1.7	1.7	1.7	1.7	2.1	5.3	8.8	10.6	1,909	2,310	3,110
	7	7	7	9	9	39	1.6	1.6	1.6	2.0	2.0	5.3	8.8	10.6	1,909	2,310	3,110
	7	7	7	7	12	40	1.5	1.5	1.5	1.5	2.6	5.3	8.8	10.6	1,909	2,310	3,110
	7	7	9	9	9	41	1.5	1.5	1.9	1.9	1.9	5.3	8.8	10.6	1,909	2,310	3,110
	7	7	7	9	12	42	1.5	1.5	1.5	1.9	2.5	5.3	8.8	10.6	1,909	2,310	3,110
	7	9	9	9	9	43	1.4	1.8	1.8	1.8	1.8	5.3	8.8	10.6	1,909	2,310	3,110
	7	7	9	9	12	44	1.4	1.4	1.8	1.8	2.4	5.3	8.8	10.6	1,909	2,310	3,110
	9	9	9	9	9	45	1.8	1.8	1.8	1.8	1.8	5.3	8.8	10.6	1,909	2,310	3,110
	7	7	7	7	18	46	1.3	1.3	1.3	1.3	3.4	5.3	8.8	10.6	1,909	2,310	3,110
	7	9	9	9	12	46	1.3	1.7	1.7	1.7	2.3	5.3	8.8	10.6	1,909	2,310	3,110
	7	7	9	12	12	47	1.3	1.3	1.7	2.2	2.2	5.3	8.8	10.6	1,909	2,310	3,110
	9	9	9	9	12	48	1.6	1.6	1.6	1.6	2.2	5.3	8.8	10.6	1,909	2,310	3,110
	7	7	7	12	12	45	1.4	1.4	1.4	2.3	2.3	5.3	8.8	10.6	1,909	2,310	3,110
	7	7	7	9	18	48	1.3	1.3	1.3	1.6	3.3	5.3	8.8	10.6	1,909	2,310	3,110
	7	7	9	9	18	50	1.2	1.2	1.6	1.6	3.2	5.3	8.8	10.6	1,909	2,310	3,110
	7	7	7	12	18	51	1.2	1.2	1.2	2.1	3.1	5.3	8.8	10.6	1,909	2,310	3,110
	7	7	7	7	24	52	1.2	1.2	1.2	1.2	4.1	5.3	8.8	10.6	1,909	2,310	3,110
	7	9	9	9	18	52	1.2	1.5	1.5	1.5	3.0	5.3	8.8	10.6	1,909	2,310	3,110
	7	7	9	12	18	53	1.2	1.2	1.5	2.0	3.0	5.3	8.8	10.6	1,909	2,310	3,110
	7	7	7	9	24	54	1.1	1.1	1.1	1.5	3.9	5.3	8.8	10.6	1,909	2,310	3,110
	9	9	9	9	18	54	1.5	1.5	1.5	1.5	2.9	5.3	8.8	10.6	1,909	2,310	3,110

Note : 1. Cooling Capacity is based on : indoor temp.27°C DB, 19°C WB; outdoor temp. 35°C DB, 24°C WB
2. Heating Capacity is based on : indoor temp.20°C DB, 15°C WB; outdoor temp. 7°C DB, 6°C WB
3. The total capacity sum of connected indoor unit is up to 54K Btu/h
4. Number of indoor units connected to outdoor unit must be 2 units or more.

UHXM90MA0

Operation	Operation combination						Heating: Each capacity(kW)					Total Capacity			Input(W)		
												Min	Rating	Max			
	UNIT-A	UNIT-B	UNIT-C	UNIT-D	UNIT-E	Total	UNIT-A	UNIT-B	UNIT-C	UNIT-D	UNIT-E	kW	kW	kW	Min	Rating	Max
Single Operation	7					7	2.3					2.2	2.4	2.6	880	880	1,440
	9					9	2.9					2.2	2.9	3.2	978	1,010	1,630
	12					12	3.9					2.3	3.9	4.3	1,273	1,370	2,250
	18					18	5.8					3.5	5.8	6.4	1,901	2,080	3,310
	24					24	7.4					4.5	7.5	7.8	2,569	2,770	3,870
2 units Operation	7	7				14	2.5	2.5				3.0	4.9	5.7	1,249	1,400	2,557
	7	9				16	2.5	3.2				3.4	5.6	6.5	1,366	1,710	3,100
	9	9				18	3.2	3.2				3.8	6.4	7.3	1,606	2,060	3,587
	7	12				19	2.5	4.2				4.0	6.7	7.4	1,886	2,160	3,383
	9	12				21	3.2	4.2				4.4	7.4	8.1	2,320	2,390	3,390
	12	12				24	4.2	4.2				5.1	8.5	9.3	2,522	2,770	3,680
	7	18				25	2.5	6.3				5.3	8.8	10.1	2,631	2,810	3,706
	9	18				27	3.2	6.3				5.7	9.5	11.0	2,770	2,900	3,712
	12	18				30	4.0	6.1				6.1	10.1	11.2	2,957	3,090	3,870
	7	24				31	2.3	7.8				6.1	10.1	11.2	2,957	3,090	3,870
	9	24				33	2.8	7.4				6.1	10.1	11.2	2,957	3,090	3,870
	18	18				36	5.1	5.1				6.1	10.1	11.2	2,910	3,090	3,870
	12	24				36	3.4	6.7				6.1	10.1	11.2	2,910	3,090	3,870
	18	24				42	4.3	5.8				6.1	10.1	11.2	2,910	3,090	3,870
	24	24				48	5.1	5.1				6.1	10.1	11.2	2,910	3,090	3,870
3 units Operation	7	7	7			21	2.5	2.5	2.5			4.4	7.4	8.5	1,599	1,860	2,960
	7	7	9			23	2.5	2.5	3.2			4.9	8.1	9.3	1,754	2,020	3,150
	7	9	9			25	2.5	3.2	3.2			5.3	8.8	10.1	1,979	2,220	3,410
	7	7	12			26	2.5	2.5	4.2			5.5	9.2	10.5	2,103	2,320	3,500
	9	9	9			27	3.2	3.2	3.2			5.7	9.5	11.0	2,243	2,410	3,570
	7	9	12			28	2.5	3.2	4.2			5.9	9.9	11.4	2,359	2,480	3,620
	9	9	12			30	3.0	3.0	4.0			6.1	10.1	11.6	2,491	2,690	3,800
	7	12	12			31	2.3	3.9	3.9			6.1	10.1	11.6	2,491	2,690	3,800
	7	7	18			32	2.2	2.2	5.7			6.1	10.1	11.6	2,491	2,690	3,800
	9	12	12			33	2.8	3.7	3.7			6.1	10.1	11.6	2,491	2,690	3,800
	7	9	18			34	2.1	2.7	5.4			6.1	10.1	11.6	2,491	2,690	3,800
	12	12	12			36	3.4	3.4	3.4			6.1	10.1	11.6	2,491	2,690	3,800
	9	9	18			36	2.5	2.5	5.1			6.1	10.1	11.6	2,491	2,690	3,800
	7	12	18			37	1.9	3.3	4.9			6.1	10.1	11.6	2,491	2,690	3,800
	7	7	24			38	1.9	1.9	6.4			6.1	10.1	11.6	2,491	2,690	3,800
	9	12	18			39	2.3	3.1	4.7			6.1	10.1	11.6	2,491	2,690	3,800
	7	9	24			40	1.8	2.3	6.1			6.1	10.1	11.6	2,491	2,690	3,800
	12	12	18			42	2.9	2.9	4.3			6.1	10.1	11.6	2,491	2,690	3,800
	9	9	24			42	2.2	2.2	5.8			6.1	10.1	11.6	2,491	2,690	3,800
	7	18	18			43	1.6	4.2	4.2			6.1	10.1	11.6	2,491	2,690	3,800
	7	12	24			43	1.6	2.8	5.6			6.1	10.1	11.6	2,491	2,690	3,800
	9	18	18			45	2.0	4.0	4.0			6.1	10.1	11.6	2,491	2,690	3,800
	9	12	24			45	2.0	2.7	5.4			6.1	10.1	11.6	2,491	2,690	3,800
	12	18	18			48	2.5	3.8	3.8			6.1	10.1	11.6	2,491	2,690	3,800
	12	12	24			48	2.5	2.5	5.1			6.1	10.1	11.6	2,491	2,690	3,800
	7	18	24			49	1.4	3.7	5.0			6.1	10.1	11.6	2,491	2,690	3,800
	9	18	24			51	1.8	3.6	4.8			6.1	10.1	11.6	2,491	2,690	3,800
	12	18	24			54	2.2	3.4	4.5			6.1	10.1	11.6	2,491	2,690	3,800
4 units Operation	7	7	7	7		28	2.5	2.5	2.5	2.5		5.9	9.9	11.9	2,095	2,470	3,740
	7	7	7	9		30	2.4	2.4	2.4	3.0		6.1	10.1	12.2	2,157	2,610	3,770
	7	7	9	9		32	2.2	2.2	2.8	2.8		6.1	10.1	12.2	2,157	2,610	3,770
	7	7	7	12		33	2.1	2.1	2.1	3.7		6.1	10.1	12.2	2,157	2,610	3,770
	7	9	9	9		34	2.1	2.7	2.7	2.7		6.1	10.1	12.2	2,157	2,610	3,770
	7	7	9	12		35	2.0	2.0	2.6	3.5		6.1	10.1	12.2	2,157	2,610	3,770
	9	9	9	9		36	2.5	2.5	2.5	2.5		6.1	10.1	12.2	2,157	2,610	3,770
	7	9	9	12		37	1.9	2.5	2.5	3.3		6.1	10.1	12.2	2,157	2,610	3,770
	7	7	12	12		38	1.9	1.9	3.2	3.2		6.1	10.1	12.2	2,157	2,610	3,770
	9	9	9	12		39	2.3	2.3	2.3	3.1		6.1	10.1	12.2	2,157	2,610	3,770
	7	7	7	18		39	1.8	1.8	1.8	4.7		6.1	10.1	12.2	2,157	2,610	3,770
	7	9	12	12		40	1.8	2.3	3.0	3.0		6.1	10.1	12.2	2,157	2,610	3,770
	7	7	9	18		41	1.7	1.7	2.2	4.4		6.1	10.1	12.2	2,157	2,610	3,770
	9	9	12	12		42	2.2	2.2	2.9	2.9		6.1	10.1	12.2	2,157	2,610	3,770
	7	12	12	12		43	1.6	2.8	2.8	2.8		6.1	10.1	12.2	2,157	2,610	3,770
	7	9	9	18		43	1.6	2.1	2.1	4.2		6.1	10.1	12.2	2,157	2,610	3,770
	7	7	12	18		44	1.6	1.6	2.8	4.1		6.1	10.1	12.2	2,157	2,610	3,770
	9	12	12	12		45	2.0	2.7	2.7	2.7		6.1	10.1	12.2	2,157	2,610	3,770
	9	9	9	18		45	2.0	2.0	2.0	4.0		6.1	10.1	12.2	2,157	2,610	3,770
	7	7	7	24		45	1.6	1.6	1.6	5.4		6.1	10.1	12.2	2,157	2,610	3,770
	7	9	12	18		46	1.5	2.0	2.6	4.0		6.1	10.1	12.2	2,157	2,610	3,770
	7	7	9	24		47	1.5	1.5	1.9	5.2		6.1	10.1	12.2	2,157	2,610	3,770
	12	12	12	12		48	2.5	2.5	2.5	2.5		6.1	10.1	12.2	2,157	2,610	3,770
	9	9	12	18		48	1.9	1.9	2.5	3.8		6.1	10.1	12.2	2,157	2,610	3,770
	7	9	9	24		49	1.4	1.9	1.9	5.0		6.1	10.1	12.2	2,157	2,610	3,770
	9	12	12	18		51	1.8	2.4	2.4	3.6		6.1	10.1	12.2	2,157	2,610	3,770
	7	9	12	24		52	1.4	1.7	2.3	4.7		6.1	10.1	12.2	2,157	2,610	3,770
	9	9	12	24		54	1.7	1.7	2.2	4.5		6.1	10.1	12.2	2,157	2,610	3,770
	9	9	18	18		54	1.7	1.7	3.4	3.4		6.1	10.1	12.2	2,157	2,610	3,770
	12	12	12	18		54	2.2	2.2	2.2	3.4		6.1	10.1	12.2	2,157	2,610	3,770
5 units Operation	7	7	7	7	7	35	2.0	2.0	2.0	2.0	2.0	6.1	10.1	12.2	1,800	2,190	3,750
	7	7	7	7	9	37	1.9	1.9	1.9	1.9	2.5	6.1	10.1	12.2	1,800	2,190	3,750
	7	7	7	9	9	39	1.8	1.8	1.8	2.3	2.3	6.1	10.1	12.2	1,800	2,190	3,750
	7	7	7	7	12	40	1.8	1.8	1.8	1.8	3.0	6.1	10.1	12.2	1,800	2,190	3,750
	7	7	9	9	9	41	1.7	1.7	2.2	2.2	2.2	6.1	10.1	12.2	1,800	2,190	3,750
	7	7	7	9	12	42	1.7	1.7	1.7	2.2	2.9	6.1	10.1	12.2	1,800	2,190	3,750
	7	9	9	9	9	43	1.6	2.1	2.1	2.1	2.1	6.1	10.1	12.2	1,800	2,190	3,750
	7	7	9	9	12	44	1.6	1.6	2.1	2.1	2.8	6.1	10.1	12.2	1,800	2,190	3,750
	9	9	9	9	9	45	2.0	2.0	2.0	2.0	2.0	6.1	10.1	12.2	1,800	2,190	3,750
	7	7	7	7	18	46	1.5	1.5	1.5	1.5	4.0	6.1	10.1	12.2	1,800	2,190	3,750
	7	9	9	9	12	46	1.5	2.0	2.0	2.0	2.6	6.1	10.1	12.2	1,800	2,190	3,750
	7	7	9	12	12	47	1.5	1.5	1.9	2.6	2.6	6.1	10.1	12.2	1,800	2,190	3,750
	9	9	9	9	12	48	1.9	1.9	1.9	1.9	2.5	6.1	10.1	12.2	1,800	2,190	3,750
	7	7	7	12	12	45	1.6	1.6	1.6	2.7	2.7	6.1	10.1	12.2	1,800	2,190	3,750
	7	7	7	9	18	48	1.5	1.5	1.5	1.9	3.8	6.1	10.1	12.2	1,800	2,190	3,750
	7	7	9	9	18	50	1.4	1.4	1.8	1.8	3.6	6.1	10.1	12.2	1,800	2,190	3,750
	7	7	7	12	18	51	1.4	1.4	1.4	2.4	3.6	6.1	10.1	12.2	1,800	2,190	3,750
	7	7	7	7	24	52	1.4	1.4	1.4	1.4	4.7	6.1	10.1	12.2	1,800	2,190	3,750
	7	9	9	9	18	52	1.4	1.7	1.7	1.7	3.5	6.1	10.1	12.2	1,800	2,190	3,750
	7	7	9	12	18	53	1.3	1.3	1.7	2.3	3.4	6.1	10.1	12.2	1,800	2,190	3,750
	7	7	7	9	24	54	1.3	1.3	1.3	1.7	4.5	6.1	10.1	12.2	1,800	2,190	3,750
	9	9	9	9	18	54	1.7	1.7	1.7	1.7	3.4	6.1	10.1	12.2	1,800	2,190	3,750

Note : 1. Cooling Capacity is based on : indoor temp.27°C DB, 19°C WB; outdoor temp. 35°C DB, 24°C WB
2. Heating Capacity is based on : indoor temp.20°C DB, 15°C WB; outdoor temp. 7°C DB, 6°C WB
3. The total capacity sum of connected indoor unit is up to 54K Btu/h
4. Number of indoor units connected to outdoor unit must be 2 units or more.

Combination Table

MULTI F DX



UHXM90BA0

Operation	Operation combination					Cooling									
						Each capacity(kW)				Total Capacity			Input(W)		
										Min	Rating	Max			
	UNIT-A	UNIT-B	UNIT-C	UNIT-D	Total	UNIT-A	UNIT-B	UNIT-C	UNIT-D	kW	kW	kW	Min	Rating	Max
Single Operation	7				7	2.1				1.9	2.1	2.3	720	720	790
	9				9	2.6				1.9	2.6	2.9	720	820	1,000
	12				12	3.5				2.1	3.5	3.9	774	1,070	1,480
	18				18	5.3				3.2	5.3	5.8	1,209	1,610	2,110
	24				24	7.0				4.2	7.1	7.5	1,650	1,920	3,060
2 units Operation	7	7			14	2.1	2.1			2.5	4.1	4.7	834	1,100	2,040
	7	9			16	2.1	2.6			2.8	4.7	5.4	1,094	1,220	2,190
	9	9			18	2.6	2.6			3.2	5.3	6.1	1,265	1,510	2,570
	7	12			19	2.1	3.5			3.4	5.6	6.1	1,311	1,640	2,730
	9	12			21	2.6	3.5			3.7	6.2	6.8	1,490	1,750	2,850
	12	12			24	3.5	3.5			4.2	7.1	7.8	1,653	1,980	3,070
	7	18			25	2.1	5.3			4.4	7.4	8.5	1,746	2,130	3,100
	9	18			27	2.6	5.3			4.8	7.9	9.1	1,893	2,310	3,130
	12	18			30	3.5	5.3			5.3	8.8	9.7	1,979	2,650	3,160
	7	24			31	2.0	6.8			5.3	8.8	9.7	1,979	2,650	3,160
	9	24			33	2.4	6.4			5.3	8.8	9.7	1,979	2,650	3,160
	18	18			36	4.4	4.4			5.3	8.8	9.7	1,979	2,650	3,160
	12	24			36	2.9	5.9			5.3	8.8	9.7	1,979	2,650	3,160
	18	24			42	3.8	5.0			5.3	8.8	9.7	1,979	2,650	3,160
	24	24			48	4.4	4.4			5.3	8.8	9.7	1,979	2,650	3,160
3 units Operation	7	7	7		21	2.1	2.1	2.1		3.7	6.2	7.1	1,490	1,680	2,820
	7	7	9		23	2.1	2.1	2.6		4.1	6.8	7.8	1,575	1,850	2,910
	7	9	9		25	2.1	2.6	2.6		4.4	7.4	8.5	1,746	2,060	3,070
	7	7	12		26	2.1	2.1	3.5		4.6	7.6	8.8	1,800	2,170	3,080
	9	9	9		27	2.6	2.6	2.6		4.8	7.9	9.1	1,893	2,260	3,100
	7	9	12		28	2.1	2.6	3.5		4.9	8.2	9.5	1,909	2,350	3,120
	9	9	12		30	2.6	2.6	3.5		5.3	8.8	9.9	1,948	2,590	3,160
	7	12	12		31	2.0	3.4	3.4		5.3	8.8	9.9	1,948	2,590	3,160
	7	7	18		32	1.9	1.9	4.9		5.3	8.8	10.1	1,948	2,590	3,160
	9	12	12		33	2.4	3.2	3.2		5.3	8.8	9.9	1,948	2,590	3,160
	7	9	18		34	1.8	2.3	4.7		5.3	8.8	10.1	1,948	2,590	3,160
	12	12	12		36	2.9	2.9	2.9		5.3	8.8	9.9	1,948	2,590	3,160
	9	9	18		36	2.2	2.2	4.4		5.3	8.8	9.9	1,948	2,590	3,160
	7	12	18		37	1.7	2.9	4.3		5.3	8.8	9.9	1,948	2,590	3,160
	7	7	24		38	1.6	1.6	5.6		5.3	8.8	9.9	1,948	2,590	3,160
	9	12	18		39	2.0	2.7	4.1		5.3	8.8	9.9	1,948	2,590	3,160
	7	9	24		40	1.5	2.0	5.3		5.3	8.8	9.9	1,948	2,590	3,160
	12	12	18		42	2.5	2.5	3.8		5.3	8.8	9.9	1,948	2,590	3,160
	9	9	24		42	1.9	1.9	5.0		5.3	8.8	9.9	1,948	2,590	3,160
	7	18	18		43	1.4	3.7	3.7		5.3	8.8	9.9	1,948	2,590	3,160
	7	12	24		43	1.4	2.5	4.9		5.3	8.8	9.9	1,948	2,590	3,160
	9	18	18		45	1.8	3.5	3.5		5.3	8.8	9.9	1,948	2,590	3,160
	9	12	24		45	1.8	2.3	4.7		5.3	8.8	9.9	1,948	2,590	3,160
	12	18	18		48	2.2	3.3	3.3		5.3	8.8	9.9	1,948	2,590	3,160
	12	12	24		48	2.2	2.2	4.4		5.3	8.8	9.9	1,948	2,590	3,160
	7	18	24		49	1.3	3.2	4.3		5.3	8.8	9.9	1,948	2,590	3,160
	9	18	24		51	1.6	3.1	4.1		5.3	8.8	9.9	1,948	2,590	3,160
	12	18	24		54	2.0	2.9	3.9		5.3	8.8	9.9	1,948	2,590	3,160
4 units Operation	7	7	7	7	28	2.1	2.1	2.1	2.1	4.9	8.2	9.9	1,948	2,250	3,100
	7	7	7	9	30	2.1	2.1	2.1	2.6	5.3	8.8	10.6	1,948	2,500	3,140
	7	7	9	9	32	1.9	1.9	2.5	2.5	5.3	8.8	10.6	1,948	2,500	3,140
	7	7	7	12	33	1.9	1.9	1.9	3.2	5.3	8.8	10.6	1,948	2,500	3,140
	7	9	9	9	34	1.8	2.3	2.3	2.3	5.3	8.8	10.6	1,948	2,500	3,140
	7	7	9	12	35	1.8	1.8	2.3	3.0	5.3	8.8	10.6	1,948	2,500	3,140
	9	9	9	9	36	2.2	2.2	2.2	2.2	5.3	8.8	10.6	1,948	2,500	3,140
	7	9	9	12	37	1.7	2.1	2.1	2.9	5.3	8.8	10.6	1,948	2,500	3,140
	7	7	12	12	38	1.6	1.6	2.8	2.8	5.3	8.8	10.6	1,948	2,500	3,140
	9	9	9	12	39	2.0	2.0	2.0	2.7	5.3	8.8	10.6	1,948	2,500	3,140
	7	7	7	18	39	1.6	1.6	1.6	4.1	5.3	8.8	10.6	1,948	2,500	3,140
	7	9	12	12	40	1.5	2.0	2.6	2.6	5.3	8.8	10.6	1,948	2,500	3,140
	7	7	9	18	41	1.5	1.5	1.9	3.9	5.3	8.8	10.6	1,948	2,500	3,140
	9	9	12	12	42	1.9	1.9	2.5	2.5	5.3	8.8	10.6	1,948	2,500	3,140
	7	12	12	12	43	1.4	2.5	2.5	2.5	5.3	8.8	10.6	1,948	2,500	3,140
	7	9	9	18	43	1.4	1.8	1.8	3.7	5.3	8.8	10.6	1,948	2,500	3,140
	7	7	12	18	44	1.4	1.4	2.4	3.6	5.3	8.8	10.6	1,948	2,500	3,140
	9	12	12	12	45	1.8	2.3	2.3	2.3	5.3	8.8	10.6	1,948	2,500	3,140
	9	9	9	18	45	1.8	1.8	1.8	3.5	5.3	8.8	10.6	1,948	2,500	3,140
	7	7	7	24	45	1.4	1.4	1.4	4.7	5.3	8.8	10.6	1,948	2,500	3,140
	7	9	12	18	46	1.3	1.7	2.3	3.4	5.3	8.8	10.6	1,948	2,500	3,140
	7	7	9	24	47	1.3	1.3	1.7	4.5	5.3	8.8	10.6	1,948	2,500	3,140
	12	12	12	12	48	2.2	2.2	2.2	2.2	5.3	8.8	10.6	1,948	2,500	3,140
	9	9	12	18	48	1.6	1.6	2.2	3.3	5.3	8.8	10.6	1,948	2,500	3,140
	7	9	9	24	49	1.3	1.6	1.6	4.3	5.3	8.8	10.6	1,948	2,500	3,140
	9	12	12	18	51	1.6	2.1	2.1	3.1	5.3	8.8	10.6	1,948	2,500	3,140
	7	9	12	24	52	1.2	1.5	2.0	4.1	5.3	8.8	10.6	1,948	2,500	3,140
	9	9	12	24	54	1.5	1.5	2.0	3.9	5.3	8.8	10.6	1,948	2,500	3,140
	9	9	18	18	54	1.5	1.5	2.9	2.9	5.3	8.8	10.6	1,948	2,500	3,140
	12	12	12	18	54	2.0	2.0	2.0	2.9	5.3	8.8	10.6	1,948	2,500	3,140

Note : 1.Cooling Capacity is based on : indoor temp.27°C DB, 19°C WB; outdoor temp. 35°C DB, 24°C WB
2.Heating Capacity is based on : indoor temp.20°C DB, 15°C WB; outdoor temp. 7°C DB, 6°C WB
3. The total capacity sum of connected indoor unit is up to 54K Btu/h
4. Number of indoor units connected to outdoor unit must be 2 units or more.

UHXM90BA0

Operation	Operation combination					Heating									
						Each capacity(kW)				Total Capacity			Input(W)		
										Min	Rating	Max			
	UNIT-A	UNIT-B	UNIT-C	UNIT-D	Total	UNIT-A	UNIT-B	UNIT-C	UNIT-D	kW	kW	kW	Min	Rating	Max
Single Operation	7				7	2.3				2.2	2.4	2.6	880	880	1,440
	9				9	2.9				2.2	2.9	3.2	978	1,010	1,630
	12				12	3.9				2.3	3.9	4.3	1,273	1,370	2,250
	18				18	5.8				3.5	5.8	6.4	1,901	2,080	3,310
	24				24	7.4				4.5	7.5	7.8	2,569	2,770	3,870
2 units Operation	7	7			14	2.5	2.5			3.0	4.9	5.7	1,249	1,400	2,557
	7	9			16	2.5	3.2			3.4	5.6	6.5	1,366	1,710	3,100
	9	9			18	3.2	3.2			3.8	6.4	7.3	1,606	2,060	3,587
	7	12			19	2.5	4.2			4.0	6.7	7.4	1,886	2,160	3,383
	9	12			21	3.2	4.2			4.4	7.4	8.1	2,320	2,390	3,390
	12	12			24	4.2	4.2			5.1	8.5	9.3	2,522	2,770	3,680
	7	18			25	2.5	6.3			5.3	8.8	10.1	2,631	2,810	3,706
	9	18			27	3.2	6.3			5.7	9.5	11.0	2,770	2,900	3,712
	12	18			30	4.0	6.1			6.1	10.1	11.2	2,957	3,090	3,870
	7	24			31	2.3	7.8			6.1	10.1	11.2	2,957	3,090	3,870
	9	24			33	2.8	7.4			6.1	10.1	11.2	2,957	3,090	3,870
	18	18			36	5.1	5.1			6.1	10.1	11.2	2,910	3,090	3,870
	12	24			36	3.4	6.7			6.1	10.1	11.2	2,910	3,090	3,870
	18	24			42	4.3	5.8			6.1	10.1	11.2	2,910	3,090	3,870
	24	24			48	5.1	5.1			6.1	10.1	11.2	2,910	3,090	3,870
3 units Operation	7	7	7		21	2.5	2.5	2.5		4.4	7.4	8.5	1,599	1,860	2,960
	7	7	9		23	2.5	2.5	3.2		4.9	8.1	9.3	1,754	2,020	3,150
	7	9	9		25	2.5	3.2	3.2		5.3	8.8	10.1	1,979	2,100	3,410
	7	7	12		26	2.5	2.5	4.2		5.5	9.2	10.5	2,103	2,180	3,500
	9	9	9		27	3.2	3.2	3.2		5.7	9.5	11.0	2,243	2,260	3,570
	7	9	12		28	2.5	3.2	4.2		5.9	9.9	11.4	2,359	2,320	3,620
	9	9	12		30	3.0	3.0	4.0		6.1	10.1	11.6	2,491	2,360	3,800
	7	12	12		31	2.3	3.9	3.9		6.1	10.1	11.6	2,491	2,360	3,800
	7	7	18		32	2.2	2.2	5.7		6.1	10.1	11.6	2,491	2,360	3,800
	9	12	12		33	2.8	3.7	3.7		6.1	10.1	11.6	2,491	2,360	3,800
	7	9	18		34	2.1	2.7	5.4		6.1	10.1	11.6	2,491	2,360	3,800
	12	12	12		36	3.4	3.4	3.4		6.1	10.1	11.6	2,491	2,360	3,800
	9	9	18		36	2.5	2.5	5.1		6.1	10.1	11.6	2,491	2,360	3,800
	7	12	18		37	1.9	3.3	4.9		6.1	10.1	11.6	2,491	2,360	3,800
	7	7	24		38	1.9	1.9	6.4		6.1	10.1	11.6	2,491	2,360	3,800
	9	12	18		39	2.3	3.1	4.7		6.1	10.1	11.6	2,491	2,360	3,800
	7	9	24		40	1.8	2.3	6.1		6.1	10.1	11.6	2,491	2,360	3,800
	12	12	18		42	2.9	2.9	4.3		6.1	10.1	11.6	2,491	2,360	3,800
	9	9	24		42	2.2	2.2	5.8		6.1	10.1	11.6	2,491	2,360	3,800
	7	18	18		43	1.6	4.2	4.2		6.1	10.1	11.6	2,491	2,360	3,800
	7	12	24		43	1.6	2.8	5.6		6.1	10.1	11.6	2,491	2,360	3,800
	9	18	18		45	2.0	4.0	4.0		6.1	10.1	11.6	2,491	2,360	3,800
	9	12	24		45	2.0	2.7	5.4		6.1	10.1	11.6	2,491	2,360	3,800
	12	18	18		48	2.5	3.8	3.8		6.1	10.1	11.6	2,491	2,360	3,800
	12	12	24		48	2.5	2.5	5.1		6.1	10.1	11.6	2,491	2,360	3,800
	7	18	24		49	1.4	3.7	5.0		6.1	10.1	11.6	2,491	2,360	3,800
	9	18	24		51	1.8	3.6	4.8		6.1	10.1	11.6	2,491	2,360	3,800
	12	18	24		54	2.2	3.4	4.5		6.1	10.1	11.6	2,491	2,360	3,800
4 units Operation	7	7	7	7	28	2.5	2.5	2.5	2.5	5.9	9.9	11.9	2,095	2,280	3,740
	7	7	7	9	30	2.4	2.4	2.4	3.0	6.1	10.1	12.2	2,157	2,300	3,770
	7	7	9	9	32	2.2	2.2	2.8	2.8	6.1	10.1	12.2	2,157	2,300	3,770
	7	7	7	12	33	2.1	2.1	2.1	3.7	6.1	10.1	12.2	2,157	2,300	3,770
	7	9	9	9	34	2.1	2.7	2.7	2.7	6.1	10.1	12.2	2,157	2,300	3,770
	7	7	9	12	35	2.0	2.0	2.6	3.5	6.1	10.1	12.2	2,157	2,300	3,770
	9	9	9	9	36	2.5	2.5	2.5	2.5	6.1	10.1	12.2	2,157	2,300	3,770
	7	9	9	12	37	1.9	2.5	2.5	3.3	6.1	10.1	12.2	2,157	2,300	3,770
	7	7	12	12	38	1.9	1.9	3.2	3.2	6.1	10.1	12.2	2,157	2,300	3,770
	9	9	9	12	39	2.3	2.3	2.3	3.1	6.1	10.1	12.2	2,157	2,300	3,770
	7	7	7	18	39	1.8	1.8	1.8	4.7	6.1	10.1	12.2	2,157	2,300	3,770
	7	9	12	12	40	1.8	2.3	3.0	3.0	6.1	10.1	12.2	2,157	2,300	3,770
	7	7	9	18	41	1.7	1.7	2.2	4.4	6.1	10.1	12.2	2,157	2,300	3,770
	9	9	12	12	42	2.2	2.2	2.9	2.9	6.1	10.1	12.2	2,157	2,300	3,770
	7	12	12	12	43	1.6	2.8	2.8	2.8	6.1	10.1	12.2	2,157	2,300	3,770
	7	9	9	18	43	1.6	2.1	2.1	4.2	6.1	10.1	12.2	2,157	2,300	3,770
	7	7	12	18	44	1.6	1.6	2.8	4.1	6.1	10.1	12.2	2,157	2,300	3,770
	9	12	12	12	45	2.0	2.7	2.7	2.7	6.1	10.1	12.2	2,157	2,300	3,770
	9	9	9	18	45	2.0	2.0	2.0	4.0	6.1	10.1	12.2	2,157	2,300	3,770
	7	7	7	24	45	1.6	1.6	1.6	5.4	6.1	10.1	12.2	2,157	2,300	3,770
	7	9	12	18	46	1.5	2.0	2.6	4.0	6.1	10.1	12.2	2,157	2,300	3,770
	7	7	9	24	47	1.5	1.5	1.9	5.2	6.1	10.1	12.2	2,157	2,300	3,770
	12	12	12	12	48	2.5	2.5	2.5	2.5	6.1	10.1	12.2	2,157	2,300	3,770
	9	9	12	18	48	1.9	1.9	2.5	3.8	6.1	10.1	12.2	2,157	2,300	3,770
	7	9	9	24	49	1.4	1.9	1.9	5.0	6.1	10.1	12.2	2,157	2,300	3,770
	9	12	12	18	51	1.8	2.4	2.4	3.6	6.1	10.1	12.2	2,157	2,300	3,770
	7	9	12	24	52	1.4	1.7	2.3	4.7	6.1	10.1	12.2	2,157	2,300	3,770
	9	9	12	24	54	1.7	1.7	2.2	4.5	6.1	10.1	12.2	2,157	2,300	3,770
	9	9	18	18	54	1.7	1.7	3.4	3.4	6.1	10.1	12.2	2,157	2,300	3,770
	12	12	12	18	54	2.2	2.2	2.2	3.4	6.1	10.1	12.2	2,157	2,300	3,770

Note : 1.Cooling Capacity is based on : indoor temp.27°C DB, 19°C WB; outdoor temp. 35°C DB, 24°C WB
2.Heating Capacity is based on : indoor temp.20°C DB, 15°C WB; outdoor temp. 7°C DB, 6°C WB
3. The total capacity sum of connected indoor unit is up to 54K Btu/h
4. Number of indoor units connected to outdoor unit must be 2 units or more.

Combination Table

MULTI F DX

UHXM120BA0

Total Indoor Unit Capacity(kBtu/h)	Cooling Capacity					
	Total Capacity			Input(W)		
	Min	Rating	Max			
	kW	kW	kW	Min	Rating	Max
16	2.8	4.7	5.4	1,038	1,730	2,140
18	3.2	5.3	6.1	1,107	1,845	2,280
19	3.3	5.6	6.4	1,136	1,894	2,360
21	3.7	6.2	7.1	1,244	2,074	2,575
23	4.0	6.7	7.7	1,317	2,195	2,708
24	4.2	7.0	8.1	1,420	2,366	2,960
25	4.4	7.3	8.4	1,459	2,432	3,024
26	4.6	7.6	8.8	1,501	2,502	3,140
27	4.7	7.9	9.1	1,536	2,560	3,190
28	4.9	8.2	9.4	1,593	2,655	3,310
30	5.3	8.8	10.1	1,688	2,814	3,487
31	5.4	9.1	10.4	1,696	2,826	3,524
32	5.6	9.4	10.8	1,755	2,925	3,640
33	5.8	9.7	11.1	1,788	2,980	3,712
34	6.0	10.0	11.5	1,872	3,120	3,820
35	6.2	10.3	11.8	1,944	3,240	4,068
36	6.3	10.5	12.1	2,020	3,366	4,232
37	6.5	10.8	12.5	2,106	3,510	4,410
38	6.7	11.1	12.8	2,144	3,574	4,500
39	6.9	11.4	13.1	2,173	3,621	4,570
40	7.0	11.7	13.2	2,178	3,630	4,652
41	7.0	11.7	13.2	2,190	3,650	4,652
42	7.0	11.7	13.2	2,190	3,650	4,652
43	7.0	11.7	13.5	2,190	3,650	4,652
44	7.0	11.7	13.5	2,190	3,650	4,652
45	7.0	11.7	13.5	2,190	3,650	4,652
46	7.0	11.7	13.5	2,178	3,630	4,652
47	7.0	11.7	13.5	2,178	3,630	4,652
48	7.0	11.7	13.5	2,178	3,630	4,652
49	7.0	11.7	13.5	2,178	3,630	4,652
50	7.0	11.7	13.5	2,178	3,630	4,652
51	7.0	11.7	13.5	2,178	3,630	4,652
52	7.0	11.7	13.5	2,178	3,630	4,652
53	7.0	11.7	13.5	2,178	3,630	4,652
54	7.0	11.7	13.5	2,178	3,630	4,652
55	7.0	11.7	13.5	2,178	3,630	4,652
56	7.0	11.7	13.5	2,178	3,630	4,652
57	7.0	11.7	13.5	2,178	3,630	4,652
58	7.0	11.7	13.5	2,178	3,630	4,652
59	7.0	11.7	13.5	2,178	3,630	4,652
60	7.0	11.7	13.5	2,178	3,630	4,652
61	7.0	11.7	13.5	2,178	3,630	4,652
62	7.0	11.7	13.5	2,178	3,630	4,652
63	7.0	11.7	13.5	2,178	3,630	4,652
64	7.0	11.7	13.5	2,178	3,630	4,652
65	7.0	11.7	13.5	2,178	3,630	4,652
66	7.0	11.7	13.5	2,178	3,630	4,652
67	7.0	11.7	13.5	2,178	3,630	4,652
68	7.0	11.7	13.5	2,178	3,630	4,652
69	7.0	11.7	13.5	2,178	3,630	4,652
70	7.0	11.7	13.5	2,178	3,630	4,652
71	7.0	11.7	13.5	2,178	3,630	4,652
72	7.0	11.7	13.5	2,178	3,630	4,652

UHXM120BA0

Total Indoor Unit Capacity(kBtu/h)	Heating Capacity					
	Total Capacity			Input(W)		
	Min	Rating	Max			
	kW	kW	kW	Min	Rating	Max
16	3.2	5.4	6.0	1,428	2,380	2,642
18	3.6	6.1	6.7	1,562	2,604	2,860
19	3.8	6.4	7.1	1,638	2,730	3,004
21	4.2	7.1	7.9	1,728	2,880	3,292
23	4.6	7.7	8.6	1,749	2,915	3,346
24	4.9	8.1	9.0	1,809	3,015	3,412
25	5.1	8.4	9.4	1,859	3,098	3,540
26	5.3	8.8	9.7	1,958	3,264	3,705
27	5.5	9.1	10.1	2,009	3,349	3,818
28	5.7	9.4	10.5	2,055	3,425	3,980
30	6.1	10.1	11.2	2,074	3,456	4,165
31	6.3	10.4	11.6	2,090	3,483	4,234
32	6.5	10.8	12.0	2,110	3,517	4,312
33	6.7	11.1	12.3	2,143	3,571	4,464
34	6.9	11.5	12.7	2,162	3,604	4,585
35	7.1	11.8	13.1	2,167	3,612	4,606
36	7.3	12.1	13.5	2,182	3,636	4,655
37	7.5	12.5	13.8	2,186	3,644	4,745
38	7.7	12.8	14.2	2,190	3,650	4,770
39	7.9	13.1	14.6	2,204	3,674	4,811
40	8.1	13.5	14.7	2,220	3,700	4,843
41	8.1	13.5	14.7	2,220	3,700	4,843
42	8.1	13.5	14.7	2,220	3,700	4,843
43	8.1	13.5	14.7	2,220	3,700	4,843
44	8.1	13.5	14.7	2,220	3,700	4,843
45	8.1	13.5	14.7	2,220	3,700	4,843
46	8.1	13.5	14.9	2,220	3,700	4,843
47	8.1	13.5	14.9	2,190	3,650	4,843
48	8.1	13.5	14.9	2,190	3,650	4,843
49	8.1	13.5	14.9	2,190	3,650	4,843
50	8.1	13.5	14.9	2,190	3,650	4,843
51	8.1	13.5	14.9	2,190	3,650	4,843
52	8.1	13.5	14.9	2,190	3,650	4,843
53	8.1	13.5	14.9	2,190	3,650	4,843
54	8.1	13.5	14.9	2,190	3,650	4,843
55	8.1	13.5	14.9	2,190	3,650	4,843
56	8.1	13.5	14.9	2,190	3,650	4,843
57	8.1	13.5	14.9	2,190	3,650	4,843
58	8.1	13.5	14.9	2,190	3,650	4,843
59	8.1	13.5	14.9	2,190	3,650	4,843
60	8.1	13.5	14.9	2,190	3,650	4,843
61	8.1	13.5	14.9	2,190	3,650	4,843
62	8.1	13.5	14.9	2,190	3,650	4,843
63	8.1	13.5	14.9	2,190	3,650	4,843
64	8.1	13.5	14.9	2,190	3,650	4,843
65	8.1	13.5	14.9	2,190	3,650	4,843
66	8.1	13.5	14.9	2,190	3,650	4,843
67	8.1	13.5	14.9	2,190	3,650	4,843
68	8.1	13.5	14.9	2,190	3,650	4,843
69	8.1	13.5	14.9	2,190	3,650	4,843
70	8.1	13.5	14.9	2,190	3,650	4,843
71	8.1	13.5	14.9	2,190	3,650	4,843
72	8.1	13.5	14.9	2,190	3,650	4,843

Note : 1.Cooling Capacity is based on : indoor temp.27°C DB, 19°C WB; outdoor temp. 35°C DB, 24°C WB
2.Heating Capacity is based on : indoor temp.20°C DB, 15°C WB; outdoor temp. 7°C DB, 6°C WB
3.The rated capacities above show the rise in the total indoor unit capacity when operating frequency is constant.
Values for changes in capacity are fixed after accounting for variations in operating frequency and should be used as reference values.
4.Total capacity index of indoor unit must be within 16 ~ 72 k btu/h (40%~180%)
5.Must have 2 indoor units or more with minimum 40% capacity or greater of rating outdoor capacity.

UHXM160BA0

Total Indoor Unit Capacity(kBtu/h)	Cooling Capacity					
	Total Capacity			Input(W)		
	Min	Rating	Max			
	kW	kW	kW	Min	Rating	Max
19	3.3	5.6	6.1	841	1,401	1,611
20	3.5	5.9	6.4	883	1,472	1,693
21	3.7	6.2	6.8	926	1,543	1,774
22	3.9	6.4	7.1	968	1,614	1,856
23	4.0	6.7	7.4	1,011	1,684	1,937
24	4.2	7.0	7.7	1,053	1,755	2,019
25	4.4	7.3	8.1	1,096	1,826	2,100
26	4.6	7.6	8.4	1,161	1,935	2,225
27	4.7	7.9	8.7	1,227	2,044	2,351
28	4.9	8.2	9.0	1,292	2,153	2,476
29	5.1	8.5	9.3	1,357	2,262	2,602
30	5.3	8.8	9.6	1,423	2,372	2,727
31	5.5	9.1	9.9	1,488	2,481	2,853
32	5.6	9.4	10.2	1,554	2,590	2,978
33	5.8	9.7	10.5	1,619	2,699	3,104
34	6.0	10.0	10.8	1,685	2,808	3,229
35	6.2	10.3	11.2	1,750	2,917	3,355
36	6.3	10.5	11.6	1,816	3,026	3,480
37	6.5	10.8	11.9	1,859	3,099	3,564
38	6.7	11.1	12.2	1,903	3,172	3,648
39	6.9	11.4	12.6	1,947	3,245	3,732
40	7.0	11.7	12.9	1,991	3,318	3,816
41	7.2	12.0	13.5	2,035	3,391	3,900
42	7.4	12.3	13.7	2,121	3,536	4,066
43	7.6	12.6	13.9	2,208	3,680	4,232
44	7.7	12.9	14.2	2,295	3,824	4,398
45	7.9	13.2	14.4	2,381	3,969	4,564
46	8.1	13.5	14.6	2,468	4,113	4,730
47	8.3	13.8	14.8	2,554	4,257	4,896
48	8.4	14.1	15.5	2,712	4,520	5,062
49	8.6	14.2	15.6	2,712	4,520	5,062
50	8.8	14.3	15.7	2,720	4,533	5,077
51	9.0	14.4	15.8	2,728	4,546	5,077
52	9.1	14.5	15.9	2,735	4,559	5,106
53	9.3	14.6	16.0	2,743	4,572	5,121
54	9.5	14.7	16.1	2,751	4,585	5,135
55	9.7	14.8	16.2	2,759	4,598	5,150
56	9.8	14.9	16.4	2,767	4,611	5,164
57	10.0	15.0	16.5	2,774	4,624	5,179
58	10.2	15.1	16.6	2,782	4,637	5,350
59	10.4	15.2	16.7	2,790	4,650	5,350
60	10.5	15.3	16.8	2,798	4,663	5,350
61	10.7	15.4	16.9	2,806	4,676	5,350
62	10.9	15.5	17.0	2,813	4,689	5,350
63	10.9	15.5	17.0	2,813	4,689	5,350
64	10.9	15.5	17.0	2,813	4,689	5,350
65	10.9	15.5	17.0	2,813	4,689	5,350
66	10.9	15.5	17.0	2,813	4,689	5,350
67	10.9	15.5	17.0	2,813	4,689	5,350
68	10.9	15.5	17.0	2,813	4,689	5,350
69	10.9	15.5	17.0	2,813	4,689	5,350
70	10.9	15.5	17.0	2,813	4,689	5,350
71	10.9	15.5	17.0	2,813	4,689	5,350
72	10.9	15.5	17.0	2,813	4,689	5,350
73	10.9	15.5	17.0	2,813	4,689	5,350
74	10.9	15.5	17.0	2,813	4,689	5,350
75	10.9	15.5	17.0	2,813	4,689	5,350
76	10.9	15.5	17.0	2,813	4,689	5,350
77	10.9	15.5	17.0	2,813	4,689	5,350
78	10.9	15.5	17.0	2,813	4,689	5,350
79	10.9	15.5	17.0	2,813	4,689	5,350
80	10.9	15.5	17.0	2,813	4,689	5,350
81	10.9	15.5	17.0	2,813	4,689	5,350
82	10.9	15.5	17.0	2,813	4,689	5,350
83	10.9	15.5	17.0	2,813	4,689	5,350
84	10.9	15.5	17.0	2,813	4,689	5,350
85	10.9	15.5	17.0	2,813	4,689	5,350
86	10.9	15.5	17.0	2,813	4,689	5,350

UHXM160BA0

Total Indoor Unit Capacity(kBtu/h)	Heating Capacity					
	Total Capacity			Input(W)		
	Min	Rating	Max			
	kW	kW	kW	Min	Rating	Max
19	3.7	6.2	6.7	1,301	2,168	2,494
20	3.9	6.6	7.0	1,350	2,250	2,588
21	4.1	6.9	7.4	1,399	2,332	2,681
22	4.3	7.2	7.7	1,448	2,413	2,775
23	4.5	7.5	8.0	1,497	2,495	2,869
24	4.7	7.9	8.3	1,546	2,576	2,963
25	4.9	8.2	8.7	1,643	2,739	3,150
26	5.1	8.5	9.0	1,696	2,826	3,250
27	5.3	8.9	9.4	1,748	2,913	3,350
28	5.5	9.2	9.8	1,800	3,000	3,450
29	5.7	9.5	10.2	1,852	3,087	3,550
30	5.9	9.8	10.5	1,904	3,174	3,650
31	6.1	10.2	10.9	1,957	3,261	3,750
32	6.3	10.5	11.3	2,009	3,348	3,850
33	6.5	10.8	11.6	2,061	3,435	3,950
34	6.7	11.2	12.0	2,113	3,522	4,050
35	6.9	11.5	12.4	2,165	3,609	4,150
36	7.1	11.8	12.8	2,217	3,696	4,250
37	7.3	12.1	13.1	2,264	3,774	4,340
38	7.5	12.5	13.4	2,306	3,843	4,420
39	7.7	12.8	13.7	2,347	3,911	4,498
40	7.9	13.1	14.0	2,386	3,977	4,573
41	8.1	13.5	14.4	2,452	4,087	4,700
42	8.3	13.8	14.8	2,473	4,122	4,740
43	8.5	14.1	15.2	2,508	4,181	4,808
44	8.7	14.4	15.7	2,544	4,239	4,875
45	8.9	14.8	16.1	2,579	4,298	4,943
46	9.1	15.1	16.5	2,614	4,357	5,011
47	9.3	15.4	17.0	2,650	4,416	5,078
48	8.4	15.8	16.4	2,685	4,475	5,146
49	8.6	15.9	16.5	2,720	4,534	5,214
50	8.8	15.9	16.5	2,756	4,593	5,282
51	9.0	15.9	16.6	2,791	4,652	5,349
52	9.1	16.0	16.7	2,826	4,710	5,417
53	9.3	16.0	16.7	2,847	4,745	5,457
54	9.5	16.1	16.8	2,911	4,852	5,580
55	9.7	16.1	16.8	2,922	4,870	5,600
56	9.8	16.2	16.9	2,736	4,560	5,400
57	10.0	16.2	17.0	2,736	4,560	5,340
58	10.2	16.2	17.0	2,736	4,560	5,340
59	10.4	16.3	17.1	2,736	4,560	5,340
60	10.5	16.3	17.2	2,739	4,565	5,340
61	10.7	16.4	17.2	2,655	4,425	5,340
62	10.9	16.4	17.3	2,658	4,430	5,340
63	10.9	16.4	17.3	2,658	4,430	5,340
64	10.9	16.4	17.3	2,658	4,430	5,340
65	10.9	16.4	17.3	2,658	4,430	5,340
66	10.9	16.4	17.3	2,658	4,430	5,340
67	10.9	16.4	17.3	2,658	4,430	5,340
68	10.9	16.4	17.3	2,658	4,430	5,340
69	10.9	16.4	17.3	2,658	4,430	5,340
70	10.9	16.4	17.3	2,658	4,430	5,340
71	10.9	16.4	17.3	2,658	4,430	5,340
72	10.9	16.4	17.3	2,658	4,430	5,340
73	10.9	16.4	17.3	2,658	4,430	5,340
74	10.9	16.4	17.3	2,658	4,430	5,340
75	10.9	16.4	17.3	2,658	4,430	5,340
76	10.9	16.4	17.3	2,658	4,430	5,340
77	10.9	16.4	17.3	2,658	4,430	5,340
78	10.9	16.4	17.3	2,658	4,430	5,340
79	10.9	16.4	17.3	2,658	4,430	5,340
80	10.9	16.4	17.3	2,658	4,430	5,340
81	10.9	16.4	17.3	2,658	4,430	5,340
82	10.9	16.4	17.3	2,658	4,430	5,340
83	10.9	16.4	17.3	2,658	4,430	5,340
84	10.9	16.4	17.3	2,658	4,430	5,340
85	10.9	16.4	17.3	2,658	4,430	5,340
86	10.9	16.4	17.3	2,658	4,430	5,340

Note : 1. Cooling Capacity is based on : indoor temp.27°C DB, 19°C WB; outdoor temp. 35°C DB, 24°C WB
2. Heating Capacity is based on : indoor temp.20°C DB, 15°C WB; outdoor temp. 7°C DB, 6°C WB
3. The rated capacities above show the rise in the total indoor unit capacity when operating frequency is constant.
Values for changes in capacity are fixed after accounting for variations in operating frequency and should be used as reference values.
4. Total capacity index of indoor unit must be within 19 ~ 86 k btu/h (40%~180%)
5. Must have 2 indoor units or more with minimum 40% capacity or greater of rating outdoor capacity.

Combination Table

MULTI F DX

UHXM170BA0

Total Indoor Unit Capacity(kBtu/h)	Cooling Capacity					
	Total Capacity			Input(W)		
	Min	Rating	Max			
	kW	kW	kW	Min	Rating	Max
23	4.0	6.7	7.4	1,011	1,684	1,937
24	4.2	7.0	7.7	1,053	1,755	2,019
25	4.4	7.3	8.2	1,096	1,826	2,100
26	4.6	7.6	8.5	1,161	1,935	2,225
27	4.7	7.9	8.8	1,227	2,044	2,351
28	4.9	8.2	9.1	1,292	2,153	2,476
29	5.1	8.5	9.4	1,357	2,262	2,602
30	5.3	8.8	9.8	1,423	2,372	2,727
31	5.5	9.1	10.1	1,488	2,481	2,853
32	5.6	9.4	10.4	1,554	2,590	2,978
33	5.8	9.7	10.7	1,619	2,699	3,104
34	6.0	10.0	11.0	1,685	2,808	3,229
35	6.2	10.3	11.3	1,750	2,917	3,355
36	6.3	10.5	11.6	1,816	3,026	3,480
37	6.5	10.8	11.9	1,859	3,099	3,564
38	6.7	11.1	12.2	1,903	3,172	3,648
39	6.9	11.4	12.6	1,947	3,245	3,732
40	7.0	11.7	12.9	1,991	3,318	3,816
41	7.2	12.0	13.5	2,035	3,391	3,900
42	7.4	12.3	13.7	2,083	3,472	3,993
43	7.6	12.6	13.9	2,132	3,553	4,086
44	7.7	12.9	14.2	2,180	3,634	4,179
45	7.9	13.2	14.4	2,229	3,714	4,271
46	8.1	13.5	14.6	2,277	3,795	4,364
47	8.3	13.8	14.8	2,325	3,876	4,457
48	8.4	14.1	15.0	2,374	3,957	4,550
49	8.6	14.2	15.3	2,422	4,037	4,643
50	8.8	14.4	15.5	2,471	4,118	4,736
51	9.0	14.6	15.7	2,519	4,199	4,829
52	9.1	14.8	15.9	2,568	4,280	4,921
53	9.3	15.0	16.1	2,616	4,360	5,014
54	9.5	15.2	16.4	2,713	4,522	5,200
55	9.7	15.3	16.7	2,817	4,696	5,400
56	9.8	15.5	17.0	2,896	4,826	5,550
57	10.0	15.6	17.3	2,896	4,826	5,650
58	10.2	15.7	17.3	2,896	4,826	5,650
59	10.4	15.7	17.4	2,946	4,910	5,650
60	10.5	15.8	17.5	2,946	4,910	5,650
61	10.7	15.9	17.6	2,946	4,910	5,650
62	10.9	15.9	17.7	2,946	4,910	5,650
63	11.1	16.0	17.7	2,946	4,910	5,650
64	11.3	16.1	17.8	2,946	4,910	5,650
65	11.4	16.2	17.9	2,946	4,910	5,650
66	11.6	16.2	18.0	2,946	4,910	5,650
67	11.8	16.3	18.1	2,977	4,961	5,650
68	12.0	16.4	18.1	2,977	4,961	5,650
69	12.1	16.4	18.2	2,977	4,961	5,650
70	12.3	16.5	18.3	2,977	4,961	5,650
71	12.5	16.6	18.4	2,977	4,961	5,650
72	12.7	16.7	18.4	2,977	4,961	5,650
73	12.8	16.7	18.5	2,977	4,961	5,650
74	12.8	16.7	18.5	2,977	4,961	5,650
75	12.8	16.7	18.5	2,977	4,961	5,650
76	12.8	16.7	18.5	2,977	4,961	5,650
77	12.8	16.7	18.5	2,977	4,961	5,650
78	12.8	16.7	18.5	2,977	4,961	5,650
79	12.8	16.7	18.5	2,977	4,961	5,650
80	12.8	16.7	18.5	2,977	4,961	5,650
81	12.8	16.7	18.5	2,977	4,961	5,650
82	12.8	16.7	18.5	2,977	4,961	5,650
83	12.8	16.7	18.5	2,977	4,961	5,650
84	12.8	16.7	18.5	2,977	4,961	5,650
85	12.8	16.7	18.5	2,977	4,961	5,650
86	12.8	16.7	18.5	2,977	4,961	5,650
87	12.8	16.7	18.5	2,977	4,961	5,650
88	12.8	16.7	18.5	2,977	4,961	5,650
89	12.8	16.7	18.5	2,977	4,961	5,650
90	12.8	16.7	18.5	2,977	4,961	5,650
91	12.8	16.7	18.5	2,977	4,961	5,650
92	12.8	16.7	18.5	2,977	4,961	5,650
93	12.8	16.7	18.5	2,977	4,961	5,650
94	12.8	16.7	18.5	2,977	4,961	5,650
95	12.8	16.7	18.5	2,977	4,961	5,650
96	12.8	16.7	18.5	2,977	4,961	5,650
97	12.8	16.7	18.5	2,977	4,961	5,650
98	12.8	16.7	18.5	2,977	4,961	5,650
99	12.8	16.7	18.5	2,977	4,961	5,650
100	12.8	16.7	18.5	2,977	4,961	5,650

UHXM170BA0

Total Indoor Unit Capacity(kBtu/h)	Heating Capacity					
	Total Capacity			Input(W)		
	Min	Rating	Max			
	kW	kW	kW	Min	Rating	Max
23	4.5	7.5	8.0	1,497	2,495	2,869
24	4.7	7.9	8.3	1,546	2,576	2,963
25	4.9	8.2	8.7	1,643	2,739	3,150
26	5.1	8.5	9.0	1,696	2,826	3,250
27	5.3	8.9	9.4	1,743	2,906	3,342
28	5.5	9.2	9.8	1,791	2,986	3,433
29	5.7	9.5	10.2	1,839	3,065	3,525
30	5.9	9.8	10.5	1,887	3,145	3,617
31	6.1	10.2	10.9	1,935	3,225	3,708
32	6.3	10.5	11.3	1,983	3,304	3,800
33	6.5	10.8	11.6	2,030	3,384	3,892
34	6.7	11.2	12.0	2,078	3,464	3,983
35	6.9	11.5	12.4	2,126	3,543	4,075
36	7.1	11.8	12.8	2,217	3,696	4,250
37	7.3	12.1	13.1	2,264	3,774	4,340
38	7.5	12.5	13.4	2,311	3,852	4,430
39	7.7	12.8	13.7	2,358	3,930	4,520
40	7.9	13.1	14.0	2,405	4,009	4,610
41	8.1	13.5	14.4	2,452	4,087	4,700
42	8.3	13.8	14.7	2,487	4,146	4,768
43	8.5	14.1	15.1	2,523	4,205	4,835
44	8.7	14.4	15.5	2,558	4,264	4,903
45	8.9	14.8	15.9	2,593	4,322	4,971
46	9.1	15.1	16.2	2,629	4,381	5,038
47	9.3	15.4	16.6	2,664	4,440	5,106
48	8.4	15.5	17.0	2,699	4,499	5,174
49	8.6	15.7	17.1	2,735	4,558	5,242
50	8.8	15.8	17.2	2,770	4,617	5,309
51	9.0	16.0	17.3	2,805	4,676	5,377
52	9.1	16.1	17.3	2,841	4,734	5,445
53	9.3	16.3	17.4	2,876	4,793	5,512
54	9.5	16.4	17.5	2,911	4,852	5,580
55	9.7	16.6	17.7	2,817	4,696	5,400
56	9.8	16.7	17.9	2,736	4,560	5,340
57	10.0	16.8	17.9	2,736	4,560	5,340
58	10.2	16.8	18.0	2,736	4,560	5,371
59	10.4	16.9	18.0	2,736	4,560	5,402
60	10.5	17.0	18.1	2,739	4,565	5,433
61	10.7	17.0	18.1	2,742	4,570	5,464
62	10.9	17.1	18.2	2,745	4,575	5,495
63	11.1	17.2	18.2	2,748	4,580	5,526
64	11.3	17.3	18.3	2,751	4,585	5,557
65	11.4	17.3	18.3	2,754	4,590	5,588
66	11.6	17.4	18.4	2,757	4,595	5,650
67	11.8	17.5	18.4	2,757	4,595	5,650
68	12.0	17.5	18.5	2,757	4,595	5,650
69	12.1	17.6	18.5	2,760	4,600	5,650
70	12.3	17.7	18.6	2,763	4,605	5,650
71	12.5	17.7	18.7	2,766	4,610	5,650
72	12.7	17.9	18.7	2,769	4,620	5,700
73	12.8	17.9	18.8	2,772	4,620	5,700
74	12.8	17.9	18.8	2,772	4,620	5,700
75	12.8	17.9	18.8	2,772	4,620	5,700
76	12.8	17.9	18.8	2,772	4,620	5,700
77	12.8	17.9	18.8	2,772	4,620	5,700
78	12.8	17.9	18.8	2,772	4,620	5,700
79	12.8	17.9	18.8	2,772	4,620	5,700
80	12.8	17.9	18.8	2,772	4,620	5,700
81	12.8	17.9	18.8	2,772	4,620	5,700
82	12.8	17.9	18.8	2,772	4,620	5,700
83	12.8	17.9	18.8	2,772	4,620	5,700
84	12.8	17.9	18.8	2,772	4,620	5,700
85	12.8	17.9	18.8	2,772	4,620	5,700
86	12.8	17.9	18.8	2,772	4,620	5,700
87	12.8	17.9	18.8	2,772	4,620	5,700
88	12.8	17.9	18.8	2,772	4,620	5,700
89	12.8	17.9	18.8	2,772	4,620	5,700
90	12.8	17.9	18.8	2,772	4,620	5,700
91	12.8	17.9	18.8	2,772	4,620	5,700
92	12.8	17.9	18.8	2,772	4,620	5,700
93	12.8	17.9	18.8	2,772	4,620	5,700
94	12.8	17.9	18.8	2,772	4,620	5,700
95	12.8	17.9	18.8	2,772	4,620	5,700
96	12.8	17.9	18.8	2,772	4,620	5,700
97	12.8	17.9	18.8	2,772	4,620	5,700
98	12.8	17.9	18.8	2,772	4,620	5,700
99	12.8	17.9	18.8	2,772	4,620	5,700
100	12.8	17.9	18.8	2,772	4,620	5,700

Note : 1.Cooling Capacity is based on : indoor temp.27°C DB, 19°C WB; outdoor temp. 35°C DB, 24°C WB
2.Heating Capacity is based on : indoor temp.20°C DB, 15°C WB; outdoor temp. 7°C DB, 6°C WB
3.The rated capacities above show the rise in the total indoor unit capacity when operating frequency is constant.
Values for changes in capacity are fixed after accounting for variations in operating frequency and should be used as reference values.
4.Total capacity index of indoor unit must be within 23 ~ 100 k btu/h (40%~180%)
5.Must have 2 indoor units or more with minimum 40% capacity or greater of rating outdoor capacity.

Accessory - Distributor Box

Easy Installation with Various Distributor Box

For	2 Indoor	3 Indoor	4 Indoor
Distributor	PMBD3620 PMBD7220	PMBD3630 PMBD7230	PMBD3640 PMBD3641

Features

- Distribution of refrigerant to various indoor units.
- 3 models (2, 3, 4 indoor units)
- Consists of LEVs
- Controlling PCB
- Internally insulated (prevents any chances to condensation)
- Flare joints for easy and clean installation
- Compact design (low height)
- Flexible installation

Specifications

			2 Indoors		3 Indoors		4 Indoors	
	Model		PMBD3620	PMBD7220	PMBD3630	PMBD7230	PMBD3640	PMBD3641
Connectable Indoor Units	Number of Indoor Units		1~2	1~2	1~3	1~3	1~4	1~4
	Capacity	kW	7k/9k/12k/18k/24k	18k/24k/30k/36k	7k/9k/12k/18k/24k	18k/24k/30k/36k	7k/9k/12k/18k/24k	•1 port:18k/24k/30k/36k •Others:below 24k
Power Supply		ø,V,Hz	1, 220~240, 50	1, 220~240, 50	1, 220~240, 50	1, 220~240, 50	1, 220~240, 50	1, 220~240, 50
Power Consumption	H/M/L	W	10	10	10	10	10	10
Runing Current	H/M/L	A	0.05	0.05	0.05	0.05	0.05	0.05
Dimensions	WxHxD	inch(mm)	11.9x5.6x9.9 (302x143x252)	11.9x5.6x9.9 (302x143x252)	11.9x5.6x9.9 (302x143x252)	11.9x5.6x9.9 (302x143x252)	11.9x5.6x9.9 (302x143x252)	11.9x5.6x9.9 (302x143x252)
Net Weight	Indoor Unit	kg	4.8	4.8	4.9	4.9	5.0	5.0
Connecting Cable	Direction - Indoor Unit	No.* mm2	4x0.75 (Includes earth)	4x0.75 (Includes earth)	4x0.75 (Includes earth)	4x0.75 (Includes earth)	4x0.75 (Includes earth)	4x0.75 (Includes earth)
	Direction - Outdoor Unit	No.* mm2	4x1.25 (Includes earth)	4x1.25 (Includes earth)	4x1.25 (Includes earth)	4x1.25 (Includes earth)	4x1.25 (Includes earth)	4x1.25 (Includes earth)
Piping Connection (To Outdoor Unit)	Liquid	inch(mm)	3/8 (9.52)	3/8 (9.52)	3/8 (9.52)	3/8 (9.52)	3/8 (9.52)	3/8 (9.52)
	Gas	inch(mm)	3/4 (19.05)	3/4 (19.05)	3/4 (19.05)	3/4 (19.05)	3/4 (19.05)	3/4 (19.05)
Piping Connection (To Indoor Unit)	Liquid	inch(mm)	1/4 (6.35)x2EA	1/4 (6.35)x2EA	1/4 (6.35)x3EA	1/4 (6.35)×3EA	1/4 (6.35)x4EA	1/4 (6.35)×4EA
	Gas	inch(mm)	3/8 (9.52)x2EA	5/8 (15.88)x2EA	3/8 (9.52)x3EA	1/2 (12.7)×1EA 5/8 (15.88)x2EA	3/8 (9.52)×4EA	3/8 (9.52)×3EA 5/8 (15.88)x1EA

Note : 1. Distributor should be located within 15m run and 10m in elevation from indoor unit.
2. The piping connection must suit the piping sizes of the indoor unit which will be connected. (If need, use the adaptor which is included in the indoor unit)
3. The distribution box should be installed inside the building.

Accessory

Individual control system -Wired remote controller

Deluxe type

Function	Applicable Indoor Type
•On/off, fan speed, mode, temperature • Room temperature • Fan, plasma, swirl swing • Automatic • Vane control • ESP function • Reservation(simple/weekly) • Simple reservation • Timer function • Auto swing, child lock • LCD back-light	Ceiling cassette Ceiling concealed duct

PQRCUDS0

Central control system

Simple central controller+ Function controller

Function	Applicable Indoor Type
• Individual operation (one button one A/C) - On operation (Max. 16 indoors) - Off operation (Max. 16 indoors) - Individual lock function (1 unit) • Group operation - Group On_Off - Group lock function (1 unit) • Sequential starting to protect over current • Diagnostic function (LED blinking)	Wall mounted ART COOL ART COOL mirror Ceiling cassette Ceiling concealed duct

PQCSB101S0
PQCSC101S0

• Mode / Fan Speed / Temperature Control
• Indoor Error Display
• Total cycling status indication via LCD
• Max. 8 groups with 128 units in group control

Simple central controller+ Scheduler

Function	Applicable Indoor Type
• Individual operation (one button one A/C) - On operation (Max. 16 indoors) - Off operation (Max. 16 indoors) - Individual lock function (1 unit) • Group operation - Group On_Off - Group lock function (1 unit) • Sequential starting to protect over current • Diagnostic function (LED blinking)	Wall mounted ART COOL ART COOL mirror Ceiling cassette Ceiling concealed duct

PQCSB101S0
PQCSD130A0

• Mode / Fan Speed / Temperature Control
• Indoor Error Display
• Total cycling status indication via LCD
• Max. 8 groups with 128 units in group control
• Schedule : Weekly

*1 function controller or scheduler can be combined with 8 simple central controllers.

Central control system

AC Smart II

Function	Applicable Indoor Type
• 64 indoor units connection • Option to connect 128 indoor units using expansion kit • Schedule Wizard funtion • New GUI • Option Kit control : - Web schedule + Power consumption statistics function (PQCSE342A0) - Web schedule function (PQCSE341A0) - Web based schedule setting function - Power consumption statistics function	Wall mounted ART COOL ART COOL mirror Ceiling cassette Ceiling concealed duct

PQCSW320A1E
PQCSE341A0 (Web schedule option kit)
PQCSE342A0 (PDI+ Web schedule option kit)

ACP & AC Manager

Function	Applicable Indoor Type
• Control / Monitoring • Schedule • History Peak Power Control PDI Monitoring • Setting Max 256 Indoor units Without IO (Install with AC Manager, Interlocking is impossible)	Wall mounted ART COOL ART COOL mirror Ceiling cassette Ceiling concealed duct

PQCPA11A0E (Without IO)
PQCPB11A0E (With IO)
PQCSS520A0E (AC Manager)

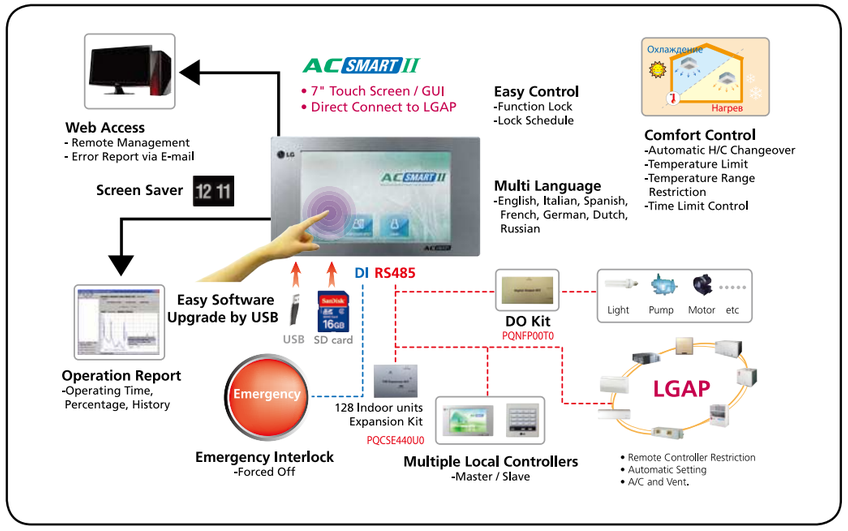

Accessory

Control device - BNU_BN

BACNET for BMS

Function	Applicable Indoor Type		
• On/Off command • Operation mode setting • Fan Speed setting • Lock setting • Air flow setting • Set temp. setting • User mode setting (for only ventilator)	Wall mounted ART COOL ART COOL Mirror Ceiling concealed duct Ceiling cassette		PQNF17B0

PDI (Power distributor indicator)

PDI (Power distributor indicator)

Function	Applicable Indoor Type		
• Accumulated amount of power used indicated • Accumulated amount of power used/current amount used indicated • Accumulated amount of power used by month indicated • Power failure-proof device	Wall mounted ART COOL ART COOL Mirror Ceiling concealed duct Ceiling cassette		PQNUD1S00

Product interface units

PI485

Function	Applicable Indoor Type		
• Interface central controller to outdoor unit			PMNFP14A0

Dry_contact

Function	Applicable Indoor Type		
• Key Switch • Door Check • Fire Alarm • Motion Detect Sensor • Time clock • Interact with fresh air fan	Wall mounted ART COOL ART COOL Mirror Ceiling concealed duct Ceiling cassette		PQDSA (240V) PQDSA1 (24V)
			PQDSB (240V) PQDSB1 (24V)

Mechanical

Drain Pump Kit

Function	Applicable Indoor Type		
• In some places where natural drainage is not possible The drain pump is very useful to pump out condensed water from indoor unit. • Drain pump assembly(AC 220-240V, 50/60Hz)	Ceiling Concealde Duct • ABDPT (for low static type) • ABDPG (for high static type)		ABDPT
• In some places where natural drainage is not possible The drain pump is very useful to pump out condensed water from indoor unit. • Drain pump assembly(AC 220-240V, 50/60Hz)			ABDPG

Fresh Air Kit

Function	Applicable Indoor Type		
• Fresh Air Kit for Cassette	Ceiling Cassette -4way (7.0~10.5kW)		PTVK410
• Fresh Air Kit for Cassette	Ceiling Cassette -4way (7.0~10.5kW)		PTVK420

Piping

Y Branch

Function	Applicable Indoor Type		
• Y Branch and Branch kit make Multi Fdx installation much easier. • Y-Branch and Branch kit for both gas and liquid are provided. • Insulation material is also provided for covering the branches.	Outdoor		PMBL5620
			PMBL1203F0

Memo

Memo